

64th
ANNUAL ACCOUNTS
2023 - 2024

(April 01, 2023 – March 31, 2024)



NATIONAL INSTITUTE OF TECHNOLOGY DURGAPUR
MAHATMA GANDHI ROAD, DURGAPUR-713209
WEST BENGAL, INDIA

NATIONAL INSTITUTE OF TECHNOLOGY DURGAPUR
MAHATMA GANDHI ROAD, DURGAPUR-713209
WEST BENGAL, INDIA


64th ANNUAL ACCOUNTS
2023 - 2024

- INDEX -

<i>Sl No</i>	<i>Particulars</i>	<i>Page No.</i>
1	BALANCE SHEET	1
2	INCOME & EXPENDITURE ACCOUNT	2
3	RECEIPTS & PAYMENTS ACCOUNT	3
4	SCHEDULE TO BALANCE SHEET	4 - 16
5	SCHEDULE TO INCOME & EXPENDITURE ACCOUNT	25 - 31
6	ANNEXURE TO BALANCE SHEET	32 - 43
7	SCHEDULE TO RECEIPTS & PAYMENTS ACCOUNT	44 - 55
8	NPS TIER-I ACCOUNT	56 - 58
9	PROVIDENT FUND ACCOUNT	59 - 61
10	SRCC ACCOUNT	62 - 77
11	NOTES TO ACCOUNT - SRCC ACCOUNT	78 - 79
12	LIST OF INVESTMENT	80 - 84
13	NOTES TO ACCOUNT – NIT DURGAPUR ACCOUNT	85 - 86
14	CONTINGENT LIABILITIES	87 - 88

NATIONAL INSTITUTE OF TECHNOLOGY DURGAPUR :: INDIA			
BALANCE SHEET AS ON 31.3.2024			
(Amount in Rupees)			
SOURCES OF FUNDS	Schedule	Current Year	Previous Year
UNRESTRICTED FUNDS			
CORPUS/CAPITAL FUND	1	7,371,780,097.32	6,943,251,139.39
DESIGNATED/EARMARKED/ENDOWMENT FUNDS	2	2,196,361,961.51	2,003,533,380.51
CURRENT LIABILITIES AND PROVISIONS	3	237,271,002.96	333,000,991.81
TOTAL		9,805,413,061.79	9,279,785,511.71
APPLICATION OF FUNDS			
FIXED ASSETS			
TANGIBLE ASSETS	4	3,871,790,252.15	3,689,448,594.14
INTANGIBLE ASSETS		47,341,644.00	56,288,210.00
CAPITAL WORK-IN-PROGRESS		725,496,125.00	698,558,321.00
INVESTMENTS FROM EARMARKED/ENDOWMENT FUNDS			
LONG TERM	5	-	-
SHORT TERM		-	-
INVESTMENTS-OTHERS	6	4,367,186,928.00	1,945,564,960.00
CURRENT ASSETS	7	521,829,978.82	2,619,678,898.79
LOANS, ADVANCES & DEPOSITS	8	271,768,133.82	270,246,527.78
TOTAL		9,805,413,061.79	9,279,785,511.71

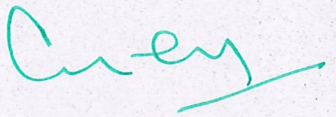
SIGNIFICANT ACCOUNTING POLICIES	23
CONTINGENT LIABILITIES AND NOTES TO ACCOUNTS	24


Joint Registrar (F&A)

Joint Registrar (Finance & Accounts)
National Institute of Technology
Mahatma Gandhi Avenue
Durgapur-713209 W.B. INDIA


Registrar(I/C)

REGISTRAR (I/C)
NATIONAL INSTITUTE OF TECHNOLOGY
MAHATMA GANDHI AVENUE
DURGAPUR - 713209 (W.B.)


Director

प्रो. अरविन्द चौबे / Prof. Arvind Choubey
निदेशक / Director
राष्ट्रीय प्रौद्योगिकी संस्थान दुर्गापुर
National Institute of Technology Durgapur
Durgapur-713209, India

NATIONAL INSTITUTE OF TECHNOLOGY DURGAPUR
INCOME & EXPENDITURE ACCOUNT FOR THE YEAR ENDED ON 31.3.2024

(Amount in Rupees)

Particulars	Schedule	Current Year				Previous year	
		Unrestricted Funds			Restricted Fund	Total	Total
		Corpus	Designated fund	General fund			
INCOME							
Academic Receipts	9	423,211,057.42				423,211,057.42	393,974,847.71
Grants / Subsidies	10	1,566,715,159.00				1,566,715,159.00	1,586,064,622.00
Income from Investments	11	199,682,064.00				199,682,064.00	67,933,246.00
Interest earned	12	97,208,591.49				97,208,591.49	61,868,501.00
Other Incomes	13	13,541,720.18				13,541,720.18	13,391,140.80
Prior Period Income	14						
TOTAL (A)		2,300,358,592.09				2,300,358,592.09	2,123,232,357.51
EXPENDITURE							
Staff Payments & Benefits (Establishment Expenses)	15	1,326,360,666.18				1,326,360,666.18	1,113,372,376.00
Academic Expenses	16	9,849,095.00				9,849,095.00	16,132,628.82
Administrative and General Expenses	17	285,550,491.18				285,550,491.18	321,777,397.83
Transportation Expenses	18	1,916,837.00				1,916,837.00	3,661,973.00
Repairs & Maintenance	19	20,871,173.00				20,871,173.00	39,022,468.15
Finance Costs	20	10,015,159.00				10,015,159.00	4,264,622.00
Depreciation	4	204,195,455.80				204,195,455.80	195,648,023.81
Other Expenses	21	0.00				0.00	0.00
Prior Period Expenses	22	0.00				0.00	0.00
TOTAL (B)		1,858,758,877.16				1,858,758,877.16	1,693,879,489.61
Balance being excess of Income over Expenditure (A-B)		441,599,714.94				441,599,714.94	429,352,867.90
Transfer to/from Designated fund							
Building fund							
Others (specify)		0.00				0.00	0.00
Balance Being Surplus (Deficit) Carried to General Fund		441,599,714.94				441,599,714.94	429,352,867.90

SIGNIFICANT ACCOUNTING POLICIES 23
 CONTINGENT LIABILITIES AND NOTES TO ACCOUNTS 24


 Joint Registrar (F&A)


 Registrar(I/C)


 Director

Joint Registrar (Finance & Accounts)
 National Institute of Technology
 Mahatma Gandhi Avenue
 Durgapur-713209 W.B. INDIA

REGISTRAR (I/C)
 NATIONAL INSTITUTE OF TECHNOLOGY
 MAHATMA GANDHI AVENUE
 DURGAPUR - 713209 (W.B.)

प्रो. अरविन्द चौबे / Prof. Arvind Choubey
 निदेशक / Director
 राष्ट्रीय प्रौद्योगिकी संस्थान दुर्गापुर
 National Institute of Technology Durgapur
 Durgapur-713209, India

**NATIONAL INSTITUTE OF TECHNOLOGY, DURGAPUR :: INDIA
RECEIPTS AND PAYMENTS ACCOUNT FOR THE YEAR ENDED 31.03.2024**

		(Amount in Rupees)	
		Current Year	Previous Year
RECEIPTS		PAYMENTS	
I. Opening Balances			
a) Cash Balances	-	1,244,322,323.00	1,132,904,174.00
b) Bank Balances		23,222,794.00	40,624,146.82
i. In Current Account	2,197,277,769.46	282,101,192.18	306,207,786.83
ii. In Deposit Account	8,687.82	2,136,335.00	3,820,670.00
iii. In Savings Account	65,280,751.51	20,876,015.00	38,600,763.15
II. Grants Received			
a) From Government of India	1,751,115,159.00	-	-
b) From State Government	-	-	-
c) From other sources (details)	-	-	-
III. Academic Receipts	437,307,911.42	2,514,539.00	8,940,883.00
IV. Receipts against Earmarked/ Endowment Funds	1,933.00	109,845,589.00	129,605,097.00
V. Receipts against Sponsored Projects/ Schemes	2,925,550.00	3,912,642,339.50	368,324.00
VI. Receipts against sponsored Fellowships and Scholarships	624,059.00	1,658,376.00	1,725,738.00
VII. Income on Investments from:			
a) Earmarked/ Endowment Funds	11,256,423.66	166,968,099.00	269,568,451.00
b) Other Investments	1,575,006,162.00	-	-
VIII. Interest received on			
a) Bank Deposits	1,875,143.00	161,176,146.00	177,275,942.00
b) Loans and advances	-	-	-
c) Saving Bank accounts	95,697,092.49	-	-
IX. Investments encashed	-	-	-
X. Term Deposits with Scheduled banks encashed	-	-	-
XI. Other Income (including Prior Period Income)	10,882,678.48	13,750,816.00	14,373,758.00
XII. Deposits and Advances	16,169,708.00	315,180.00	276,911,980.00
XIII. Miscellaneous Receipts including Statutory Receipts	9,747,146.96	386,485,455.57	2,197,277,769.46
XIV. Any other Receipts	205,667,221.70	8,687.82	8,687.82
		52,819,510.43	56,048,395.48
		6,380,843,397.50	4,940,995,703.56

Joint Registrar (Finance & Accounts) / *Manoj*
National Institute of Technology
Mahatma Gandhi Avenue Joint Registrar (F&A)
Durgapur-713209 W.B. INDIA

Sanjay REGISTRAR (I/C)
NATIONAL INSTITUTE OF TECHNOLOGY
MAHATMA GANDHI AVENUE
DURGAPUR - 713209 (W.B.)
Registrar (I/C)

Arvind प्रो. अरविन्द चौबे / Prof. Arvind Choubey
निदेशक / Director
Director (National Institute of Technology Durgapur)
National Institute of Technology Durgapur
Durgapur-713209, India

NATIONAL INSTITUTE OF TECHNOLOGY :: DURGAPUR-713209 :: INDIA
SCHEDULE TO BALANCE SHEET AS ON 31.03.2024

(Amount in Rupees)

SCHEDULE 1 -CORPUS	Current Year	Previous year
Balance at beginning of the year	6,943,251,139.39	6,506,115,885.18
Add: Contribution towards Corpus /Capital Fund	18,591,730.25	18,948,542.25
Add: Grants from UGC, Government of India and State Government to the extent utilized for Capital Expenditure	-	-
Add: Assets Purchased out of Earmarked Funds	-	-
Add: Assets Purchased out of Sponsored Projects , Where ownership vests in the institution	-	-
Add: Assets Donated/Gifts Received	-	-
Add: Others Additions	-	-
Less: Balance amount transferred to General Provident Fund Account	31,662,487.25	11,166,155.95
Total	6,930,180,382.39	6,513,898,271.48
Add: Surplus Transferred from Income & Expenditure Accounts	441,599,714.94	429,352,867.91
BALANCE AS AT THE YEAR END	7,371,780,097.32	6,943,251,139.39

SCHEDULE - 2

DESIGNATED/EARMARKED FUNDS

(Amount in Rupees)

	FUND WISE BREAK UP				TOTAL	
	Donation Fund	Others	Endowment Fund	Current Year	Previous Year	
a) Opening Balance of the Fund	3,350,256.50	213,873,041.53	1,786,310,082.48	2,003,533,380.51	1,778,172,583.51	
b) Addition to the Funds						
i. Donation/grant	-	-	-	-	-	
ii. Income from Investment made of the funds	169,316.00	8,259,265.00	184,400,000.00	192,828,581.00	234,956,351.00	
iii. Accrued interest on investments of the funds	-	-	-	-	-	
iv. Other additions (specify nature)	-	-	-	-	-	
TOTAL (a+b)	3,519,572.50	222,132,306.53	1,970,710,082.48	2,196,361,961.51	2,013,128,934.51	
c) Utilisation/Expenditure towards objectives of funds						
i. Capital Expenditure						
- Fixed Assets	-	-	-	-	-	
- Others	-	-	-	-	9,595,554.00	
TOTAL	-	-	-	-	9,595,554.00	
ii. Revenue Expenditure						
- Salaries, Wages and Allowances etc.	-	-	-	-	-	
- Rent	-	-	-	-	-	
- Other Administrative expenses	-	-	-	-	-	
TOTAL	-	-	-	-	-	
TOTAL (c)	-	-	-	-	9,595,554.00	
CLOSING BALANCE AS AT THE YEAR END (a+b-c)	3,519,572.50	222,132,306.53	1,970,710,082.48	2,196,361,961.51	2,003,533,380.51	

SCHEDULE - 2A
 ENDOWMENT FUNDS
 (Amount in Rupees)

Sr. No.	Name of the Endowment	Opening Balance		Additions during the Year		TOTAL		Expenditure on the object during the year		Closing Balance		TOTAL
		Endowment	Accumulated interest	Endowment	Interest	Endowment	Accumulated interest	Endowment	Accumulated interest	Endowment	Accumulated interest	
1	GRANT FROM GOI	1,767,164,508.27	-	184,400,000.00	-	1,951,564,508.27	-	-	-	1,951,564,508.27	-	1,951,564,508.27
2	IT FUND	7,003,661.63	-	-	-	7,003,661.63	-	-	-	7,003,661.63	-	7,003,661.63
3	OTHER SCHOLARSHIP	12,141,912.58	-	-	-	12,141,912.58	-	-	-	12,141,912.58	-	12,141,912.58
4	DONATION FUND	3,350,256.50	-	169,316.00	-	3,519,572.50	-	-	-	3,519,572.50	-	3,519,572.50
5	OTHERS	213,873,041.53	-	8,259,265.00	-	222,132,306.53	-	-	-	222,132,306.53	-	222,132,306.53
	TOTAL	2,003,533,380.51	-	192,828,581.00	-	2,196,361,961.51	-	-	-	2,196,361,961.51	-	2,196,361,961.51

54000

SECURED LOAN*(Amount in Rupees)*

	Current Year		Previous Year
1. Central Government	-		-
2. State Government (Specify)	-		-
3. Financial Institutions			
a) Term Loans	-		-
b) Interest accrued and due	-		-
4. Banks:			
a) Term Loans			
- Interest accrued and due	-		-
b) Other Loans (Specify)			
- Interest accrued and due	-		-
5. Other Institutions and Agencies	-		-
6. Debentures and Bonds	-		-
7. Others (Specify)	-		-
TOTAL	-		-
Note: Amounts due within one year	NIL		NIL

UNSECURED LOANS*(Amount in Rupees)*

	Current Year		Previous Year
1. Central Government	-		-
2. State Government (Specify)	-		-
3. Financial Institutions	-		-
4. Banks:			
a) Term Loans	-		-
b) Other Loans (Specify)	-		-
5. Other Institutions and Agencies	-		-
6. Debentures and Bonds	-		-
7. Fixed Deposits	-		-
8. Others (Specify)	-		-
TOTAL	-		-
Note: Amounts due within one year			

SCHEDULE 3- CURRENT LIABILITIES & PROVISIONS*(Amount in Rupees)*

	Current Year		Previous Year
A. CURRENT LIABILITIES			
1. Deposits from Staff	419,860.69		854,674.51
2. Deposits from Students	-		-
3. Sundry Creditors			
a) For Goods & Services	26,650,540.16		22,282,659.16
b) Others	-		-
4. Advances Received	-		-
5. Interest accrued but not due on:			
a) Secured Loans /borrowings	-		-
b) Unsecured Loans /borrowings	-		-
6. Statutory Liabilities(GPF, TDS, WC TAX, CPF, GIS, NPS):			
a) Overdue	-		-
b) Others	234,905.00		166,105.00
7. Other Current liabilities			
a) Salaries	45,563,679.62		55,505,183.62
b) Receipts against sponsored projects	14,758,124.19		11,676,709.03
c) Receipts against sponsored fellowships & scholarships	14,602,102.93		14,803,396.93
d) Unutilised Grants	-		-
e) Grants in advance	-		-
f) Other funds	128,184,149.37		220,955,172.56
g) Loan and borrowing from GOI(Secured Loan)	5,823,172.00		5,823,172.00
h) Other Liabilities	1,034,469.00		933,919.00
TOTAL (A)	237,271,002.96		333,000,991.81
B. PROVISIONS			
1. For Taxation	-		-
2. Gratuity	-		-
3. Super Annuation/Pension	-		-
4. Accumulated leave Encashment	-		-
5. Expenses payable	-		-
6. Trade Warranties/Claims	-		-
7. Others (Specify)	-		-
TOTAL (B)	-		-
TOTAL (A+B)	237,271,002.96		333,000,991.81

SCHEDULE-3(a)/3(b) SPONSORED PROJECTS/SCHOLARSHIPS FOR THE FINANCIAL YEAR 2023-24

Sl No.	Name of the Project	Opening Balance	Receipts Recoveries during the year	Interest	Total	Expenditure during the Year	Closing Balance
1	To develop and fabricate an efficient TiO2 nanowire array based UV detector using plasmonic nanoparticles array.	600.00	-	-	600.00	600.00	-
2	Chemically Modified Polysaccharides linked to Schiff Base Ligand- Metal Complex: a Novel Approach of Investigation towards Antioxidant and Antitumor Activities.	3,524.00	-	-	3,524.00	3,524.00	-
3	Investigation on the extracts of swertia chirata, Butea monosperma, Tradescantia pallida and madhuca indica as green corrosion inhibitors for mild steel in acidic medium	382,212.00	-	21,805.00	404,017.00	404,017.00	-
4	Fish fat transformation during processing preservation, braising and its nutritional consequences in terms of food value.	203,426.00	10,000.00	-	213,426.00	-	213,426.00
5	Synthesis of Pharmacologically Active Heterocyclic Compounds via One Pot Three Component Coupling Reaction Catalyzed by Bio-Inspired Nanoparticles.	443,844.00	-	-	443,844.00	-	443,844.00
6	Development of self lubricating nano-composite for wear-resistant applications,	124,708.00	-	-	124,708.00	-	124,708.00
7	Reclamation of Steel Industry Wastewater through Phycoremediation Technique Using Microalgae and Assessment of Biofuel Production from Algal Biomass.	4,732.00	-	-	4,732.00	-	4,732.00
8	Development of compliant actuators with mechanical impedance variability.	-	97,108.00	-	97,108.00	-	97,108.00
9	Developing ICT-based kiosks for post disaster situational information management using opportunistic networking framework. (DST-WB KIOSK),	97,806.00	-	10,948.00	108,754.00	108,754.00	-
10	Synthesis and characterization of Cis-platin based Pt/Pd(II) complexes: Their kinetics, mechanism, DNA-binding property and theoretical study.	492,611.00	-	-	492,611.00	54,000.00	438,611.00
11	Bio-transformation reactions of Pt(III)/Pd(II) and Pt(IV)- sulfur chelates to metal -DNA adduct with nucleobases: their kinetics, mechanistic pathway, bio-activity and theoretical aspects.	104,995.00	-	-	104,995.00	-	104,995.00
12	Emerging Contaminants and their accumulation in ecosystem of lower stretch of Hooghly River,	267,548.00	-	16,428.00	283,976.00	283,976.00	-
13	Prospects and study of floating offshore wind turbine (FOWT) platforms for wind energy harnessing,	159,652.00	-	-	159,652.00	-	159,652.00
14	Isolation and identification of novel bacteriocin producing probiotic microbial species from Northeast region, exploration of probiotic traits and application of purified bacteriocin in food preservation,	94,586.00	-	1,892.00	96,478.00	-	96,478.00
15	Forwards-osmosis integrated membrane distillation coupled,	286,803.00	-	3,193.00	289,996.00	289,996.00	-

16	Investigation of thermo-hydraulic performance of artificially Roughened Solar air heater Using Infrared Thermography Technique.	488,110.00	50,000.00	-	538,110.00	538,110.00	-
17	Development and characterization of functionalized carbon nanotubes-polymer nanocomposites having enhanced dielectric properties for charge storage device.	13.00	523,532.00	775.00	414,966.00	414,966.00	109,354.00
18	Synthesis of semiconductor and metal nanostructures and the investigation of their role as active or passive scatterer in random laser generation.	787.00	369,719.00	877.00	204,500.00	204,500.00	166,883.00
19	Microbial production of lactic acid using wastes (dairy waste & rice straw) as substrates, for the production of bio plastic.	180,180.00	196,116.00	3,375.00	198,600.00	198,600.00	181,071.00
20	Design of a smart material based soft lower limb exoskeleton to assist soldier.	403,088.00	-	27,178.00	93,000.00	93,000.00	337,266.00
21	Nonlinear waves and structures in dusty and quantum plasma,	1,557.00	-	-	1,557.00	-	1,557.00
22	Center for Technological Excellence on Water Purification (CTEWP),	2,923,387.00	-	55,483.00	247,347.00	247,347.00	2,731,523.00
23	Development of Al-Mg2Si composite novel equal channel angular squeeze casting (ECASC) technique.	-0.50	-	0.50	-	-	-
24	An approach towards conservation of birds of West Bengal through creating an intelligent bird identification system.	102,993.00	-	1,706.00	104,699.00	-	104,699.00
25	Design and development of force reflecting hand exoskeleton (Haptic device) for application in remote handling in defence.	1,079,188.65	-	20,152.00	72,662.00	72,662.00	1,026,678.65
26	Development of hybrid numerical tools to study the electrokinetic transport of vio-collodis,	22,342.00	-	148.00	22,490.00	-	22,490.00
27	Role of adenosine monophosphate activated protein kinase (AMPK) activators in reducing cancer cell aggressiveness.	1,896.00	590,104.00	3,944.00	595,944.00	-	595,944.00
28	Investigation of corrosion inhibition of newly synthesized green corrosion inhibitors against mild steel in acidic medium.	488,828.34	-	158,595.00	647,423.34	-	647,423.34
29	IntAirSense: intelligent air pollution monitoring for smart cities using low-cost sensors.	106,654.22	-	456.00	107,110.22	107,110.22	-
30	Design and development of two stage efficient laboratory wastewater treatment (Advanced Oxidation and activated sludge process) plant for producing environmentally safe and clean water for further uses.	1,718.00	-	-	1,718.00	-	1,718.00
31	Understanding the old ate financial stress and retirement planning of workers in the unorganized sector in India.	7,000.00	-	-	7,000.00	-	7,000.00
32	Understanding Host-Circuit Interaction & Resource Sharing in Synthetic Biology.	317,609.00	213,829.00	2,118.00	533,556.00	533,556.00	-
33	Design of modular peptide nanotubes platforms by self assembly of shortes helical building blocks for application as ion channel mimic.	119,054.00	-	-	119,054.00	-	119,054.00
34	Molecular characterization of a small molecule best reprogramming of non-adipocyte cells to brown adipocyps for its potential use as anty obesity drug.	0.44	-	-	0.44	0.44	-

35	28 GHz mmWave for 5G wireless in tropical region short range propagation and channel modelling.,	-0.42	-	0.42	-	-	-	-	-
36	Development of some 2D Transition Metal Dichalcogenide semiconductor Nanostructures and Nanostructures and Nanocomposites for Photocatalytic Dye Degradation, Light Energy Harvesting and Hydrogen Production.,	10,983.00	-	186.00	-	11,169.00	-	-	11,169.00
37	Development of Al-Si alloys with and without grain refiner or eutectic modifier by strain induced melt activation process.,	780,135.00	-	10,186.00	-	790,321.00	790,321.00	-	-
38	Development of Assembly Auto Alignment Methodology.	1,019,212.00	-	18,439.00	-	1,037,651.00	45,833.00	-	991,818.00
39	DST-FIST Program	625,836.00	197,539.00	-	823,375.00	823,375.00	823,375.00	-	-
40	Tailoring The architecture of microstructure in Al-based Al-Cu-Ni alloys to improve the mechanical Properties.	291,540.00	400,000.00	1,937.00	693,477.00	693,477.00	693,477.00	-	-
41	IL-2Ryc is a critical determinant factor of alternative activation of monocytes and monocyte-macrophage differentiation.,	75,496.00	601,260.00	3,036.00	679,792.00	679,792.00	679,792.00	-	-
42	Effect of Y203 Addition an oxidation Behavior of pressure-less sintered ZrB2-Sic composite.	917,584.00	700,000.00	10,304.00	1,627,888.00	1,627,888.00	1,627,888.00	-	-
43	Study of quantum hall Effect, High Energy Physics Phenomena and Mechanical Properties of Graphene.	58.00	-	1,486.00	1,544.00	1,544.00	1,544.00	-	-
44	Neurocomputing and Cognitive Intelligence: Developing a model for analysing the reading disability of the Dylexic Child,	50.00	780,933.00	-	780,983.00	780,983.00	780,983.00	-	-
45	FIST Program of DST,Gol,	374,048.00	-	10,596.00	384,644.00	384,644.00	-	-	384,644.00
46	UltraCold chemistry of molecular ions	516,170.00	-	-	516,170.00	516,170.00	-	-	516,170.00
47	Connected Smart Health Services for Rural India(Multi Institution Project)	31,626.00	-	-	31,626.00	31,626.00	-	-	31,626.00
48	Improved Energy Management and Control of a Hybrid UGV for combat use	976,805.39	892,590.00	18,280.00	1,887,675.39	1,887,675.39	1,287,696.00	-	599,979.39
49	Visvesvaraya PhD Scheme for Electronics & IT 2014-2015 @ 2015-2016 Batch.	4,617,438.29	-	166,132.00	4,783,570.29	4,783,570.29	-	-	4,783,570.29
50	Cost minimization based multi-stage PMU installation Strategy considering energy industries perspective	46,544.98	-	780.00	47,324.98	47,324.98	-	-	47,324.98
51	Structural and functional analysis of disordered regions in unbound and bound protein-protein and protein-uncleic acid complexes	230,057.00	-	599.00	230,656.00	230,656.00	230,656.00	-	-
52	Computational quantification of mutagenic potential of palindromic sequences in prokaryotic and eukaryotic genomes	265,651.00	300,000.00	3,356.00	569,007.00	569,007.00	537,207.00	-	31,800.00
53	Structure elucidation of simple hydrocarbons through Global Optimization using Density Functional Theory and post HF methods	-	321,377.00	1,667.00	323,044.00	323,044.00	319,017.00	-	4,027.00
54	Gender advancement for transforming institutions(GATI)	-	200,000.00	-	200,000.00	200,000.00	200,000.00	-	-
55	Photo-Therm: Solar Converted Thermal Energy Harvesting Mangrove and Composite Layer Mechanistic Photo-thermal Material in Interfacial water	-	712,968.00	-	712,968.00	712,968.00	712,968.00	-	-
56	Evaporator -Collector Desalination System to Potable water	-	-	-	-	-	-	-	-
56	Computer-aided Glioblastoma and Intracranial Aneurysms Treatment Response Quantification in Neuroradiology	-	1,161,921.00	-	1,161,921.00	1,161,921.00	1,161,921.00	-	-

57	Deciphering the metabolic and microbial diversity signature in the faecal microbiota of obese patients to find their correlation with fat homeostasis.	576,901.00	-	10,331.00	587,232.00	24,662.00	562,570.00
58	Universal Multimodal Interface for Difeerent Disabilities	481,213.00	935,888.00	4,226.00	1,421,327.00	1,229,575.00	191,752.00
59	Cognitive Load assessment methods for the blind,in adaptation to new assistive technologies	186,747.00	796,718.00	4,114.00	987,579.00	813,149.00	174,430.00
60	STEM accessibility (from web) for the visually impaired	515,741.00	568,407.00	9,622.00	1,093,770.00	734,430.00	359,340.00
61	Grossly Polluting Industries (GPIs) Inspection by National Institute of Technology Durgapur in Main Stem States of River Ganga	100,862.00	-	-	100,862.00	100,862.00	-
62	Artificial Intelligence for affordable screening and prediction Diabetic Retinopathy on the framework of Big Data.	-	234,559.00	-	234,559.00	234,559.00	-
63	Introducing protein folding in misfolding diseases : An attempt to redefine the structural understanding of amyloid aggregation following nucleated conformational conversion pathway	2,753,135.00	600,000.00	8,615.00	3,361,750.00	3,013,677.00	348,073.00
64	Nanotechnological intervention on jute-geotextile to adapt long term sustainability and enhanced durability for its cost-effective and wide application in flexible pavement svstems	2,108,161.00	991,514.00	20,977.00	3,120,652.00	1,991,466.00	1,129,186.00
65	Development of guidelines to adopt the process of height increment of overburden dumps at open cast mines in india using jute-geotextile as reinforcing material.	39,458.00	2,151,679.00	18,480.00	2,209,617.00	967,382.00	1,242,235.00
66	Studies on the effect of anammox group of bacteria for the treatment of wastewater containing nitrogenous contaminants	1,333,255.00	745,000.00	28,692.00	2,106,947.00	744,732.00	1,362,215.00
67	Functional inter-connection between WISH and cell wall biosynthesis/remodeling in rice blast fungus.	255,969.00	800,000.00	9,498.00	1,065,467.00	974,044.00	91,423.00
68	Role of protein arginylation in the regulation of IL-1 expression and inflammatory response in macrophages and airway epithelial cells.	791,888.00	950,000.00	20,128.00	1,762,016.00	905,740.00	856,276.00
69	"Titanium dioxide(TiO2)/ Vanadium dioxide (VO2) NWs heterostructure as a stable optical switch".	79,178.00	950,000.00	6,483.00	1,035,661.00	866,226.00	169,435.00
70	"Investigation of CAM7multi-protein complex and its role in light signaling and thermomorphogenesis during plant growth and development"	231,679.00	1,250,000.00	16,368.00	1,498,047.00	265,774.00	1,232,273.00
71	"Multilayer fractal ultra High-Frequency Sensor for Partial Discharge Monitoring of High Voltage power Transformers"	2,181,388.00	750,000.00	41,586.00	2,972,974.00	969,849.00	2,003,125.00
72	Financial Sanction under Teachers Associateship for Research Excellence (TARE)	218,635.00	-	4,265.00	222,900.00	-	222,900.00
73	Rotating and magnetized double-diffusive convection	561,008.00	-	6,464.00	567,472.00	448,763.00	118,709.00
74	Microwave-Irradiated Continuous Biodiesel Production under Subcritical Condition towards Fuel Performance Assessment and Glycerol Valorization	228,727.00	600,000.00	5,501.00	834,228.00	527,174.00	307,054.00
75	Investigation on Locally Repairable Codes	67,356.00	150,000.00	2,020.00	219,376.00	132,376.00	87,000.00
76	Design of high-performance microsinks with disruptive structure like cavity,secondary branch and rib	1,188,050.00	800,000.00	12,896.00	2,000,946.00	1,359,879.00	641,067.00

77	Design and Implementation of Advanced Antenna Arrays for 5G and Future Generation Wireless Communication Systems	233,103.00	600,000.00	5,069.00	838,172.00	568,895.00	269,277.00
78	Sustainable Technology for smart off-Grid Renewable Energy Transformation and Electrochemical Storage Management	4,601,312.00	-	64,399.00	4,665,711.00	2,665,370.00	2,000,341.00
79	Thermo-chromia Variable Emissance Coating	675,661.00	-	2,628.00	678,289.00	461,731.00	216,558.00
80	Design and Development of An AI-Based Portable Electrical Impedance Tomography(EIT) System for Respiratory function Using Machine Learning Techniques	2,349,708.00	-	44,784.00	2,394,492.00	35,000.00	2,359,492.00
81	Development of Partial Discharge Monitoring Solutions for High Voltage Electrical Apparatus	2,711,137.00	7,020,000.00	107,353.00	9,838,490.00	7,237,218.97	2,601,271.03
82	Carbon and energy metabolisms of deep life within the granitic basement of kovna seismogenic Zone	-	221,500.00	-	221,500.00	221,500.00	-
83	Que optimized Multimedia content delivery through caching in D2D underlay Networks	375,012.00	600,000.00	7,235.00	982,247.00	337,906.00	644,341.00
84	Scientific and Technological Aspect of Electromagnetic field (EMF) for Reducing Scaling in RO Based Water Treatment System	49,199.00	-	971.00	50,170.00	-	50,170.00
85	Cloning ,Expression, Purification and Characterization of the Auxillary enzymes Lytic Polysaccharide Monooxygenases(LPMO) and Xylanases from the genome of the thermophilic fungus A Fumigatus NIIDGPKA3	-	1,587,200.00	-	1,587,200.00	1,587,200.00	-
86	Role of FANCD2 in Mitochondria and its association with the mtDNA repair mechanism	-	1,199,447.00	-	1,199,447.00	1,199,447.00	-
87	System for Automatic Evaluation of Handwritten Answer Books in Bengali.	627,655.00	-	7,912.00	635,567.00	448,644.00	186,923.00
88	Technological frontier towards sustainable treatment of Coal bed Methane Produced Water via Integrated Desalination Contrivance	-	5,386,054.00	-	5,386,054.00	5,386,054.00	-
89	Chemical sensors cum inhibitors of Histone PTM	2,760,743.00	200,000.00	40,101.00	3,000,844.00	2,605,950.00	394,894.00
90	Developing a machine learning based platform for defining and mechanistic understanding of chemo-drug response/resistance biomarkers for lung cancer and subsequent validation with patient data from TCGA database.	718,924.00	-	9,499.00	728,423.00	506,886.00	221,537.00
91	Studies on Sustainable Steelmaking in 2050 using biomass as a reductant	1,794,520.00	600,000.00	39,306.00	2,433,826.00	491,614.00	1,942,212.00
92	Ultra -High Frequency Multisensor based partial discharge detection system for electrical substation	-	2,724,760.00	-	2,724,760.00	2,724,760.00	-
93	Geometric Facility Optimization Problems in Imprecise domain	776,580.00	-	12,971.00	789,551.00	173,468.00	616,083.00
94	Experimental stuiues and Mathmetical modelind of paper-based DNA	1,310,451.00	-	14,503.00	1,324,954.00	127,610.00	1,197,344.00
95	Performance Evaluation of Open Source LID,Speaker Diarization and Speech Enhancement Algorithm.	1,302,992.00	777,970.00	17,919.00	2,098,881.00	1,297,042.00	801,839.00
96	High Throughput Density Functional Calculations to Develop Electrochemically Active Cluster Compounds for Multifarious Applications	2,571,680.00	-	34,332.00	2,606,012.00	2,567,881.00	38,131.00
97	Performance Evaluation of Fly-Cement Stabilized Coal Mine Overburden as a Potential Sub-base and base course Meterial in Flexible Pavement Systems (6380-395/C)	758,086.00	567,600.00	10,424.00	1,336,110.00	823,198.00	512,912.00

98	A model for determination of DNA sequence from experimental data of DNA double-strand unzipping kinetics	220,965.00	-	4,404.00	225,369.00	-	225,369.00	-	225,369.00
99	Automatic Speech Recognition system in santali and Nagpuri Language: Resource creation and system Development	-	1,403,119.00	22,581.00	1,425,700.00	366,436.00	1,059,264.00	366,436.00	1,059,264.00
100	Capacity building for human resource development in unmanned Aircraft System(Drone and Related Technology)	-	3,980,000.00	-	3,980,000.00	3,980,000.00	-	3,980,000.00	-
101	Identification of anti-leishmanial Molecules,acting as novel inhibitors against intracellular lipid signaling machinery in Leishmania donovani	-	3,265,468.00	54,698.00	3,320,166.00	32,670.00	3,287,496.00	32,670.00	3,287,496.00
102	Understanding the mechanism of iCL(inter crosslink)mediated replication collapse:involvement of Fanconi anemia proteins	-	2,713,000.00	31,896.00	2,744,896.00	2,501,813.00	243,083.00	2,501,813.00	243,083.00
103	Design and fabrication of fully digital MODEM and FIFO buffer for Indian long range (i-LoRa) application for the consortium project entitled ML enabled RISC-V based i-LoRa SOC for forest event monitoring	-	1,400,800.00	-	1,400,800.00	1,400,800.00	-	1,400,800.00	-
104	A study on the Antecedents of Electric Car adoption in India	-	-	-	-	-	-	-	-
105	Tectonometamorphic evolution of the Chitradurga Greenstone Belt and enclave suite of rocks in the Peninsular Gneiss: Implications for the evolution of the Dharwar Craton and Nature of Archean Tectonics"	-	2,000,000.00	-	2,000,000.00	2,000,000.00	-	2,000,000.00	-
106	To develop a Green and Sustainable process for Bacterial assisted Bio-conversion of lignin into value added products:A biorefinery approach	-	107,250.00	958.00	108,208.00	40,581.00	67,627.00	40,581.00	67,627.00
107	Improving the performance of satellite precipitation products across different climatological and topographical zones of India	-	550,000.00	4,732.00	554,732.00	148,000.00	406,732.00	148,000.00	406,732.00
108	Learning aided Coexistence Strategy and Scheduling Designing for next Generation Satellite Internet of Things	-	623,000.00	5,114.00	628,114.00	54,380.00	573,734.00	54,380.00	573,734.00
109	Modulation of Bioconvective Transport at Pore-Scale Resolution	-	1,569,000.00	13,739.00	1,582,739.00	150,874.00	1,431,865.00	150,874.00	1,431,865.00
110	Investigating the role of therapeutic compounds in fermented foods and ethnic beverages used by the Tribal population of west Bengal as a novel therapy for Helicobacter pylori and H.pylori mediated gastric ulcer	-	1,032,000.00	9,042.00	1,041,042.00	103,200.00	937,842.00	103,200.00	937,842.00
111	Self-sensing of ground proximity of multi-copter UAV and adjustment of auto-landing speed for minimizing chances of crash-landing	-	250,000.00	3,207.00	253,207.00	-	253,207.00	-	253,207.00
112	Development of nono-composite jute-geotextile for high-speed railway embankment system to enhance the durability and its remotely health monitoring using Internet of things(IoT)	-	9,500,000.00	-	9,500,000.00	9,500,000.00	-	9,500,000.00	-
113	Transition metal oxide nanosheets for efficient and cost effective and green hydrogen production	-	2,830,000.00	15,225.00	2,845,225.00	166,256.00	2,678,969.00	166,256.00	2,678,969.00
114	Development of an IoT based Organic-Inorganic Contaminants Removal System (CSR) for Purifying Domestic Wastewater through Constructed Wetland using Durable, Nano-Composite Jute-Geotextile Sandwiched LECA Cartridges.	-	4,054,860.00	-	4,054,860.00	4,054,860.00	-	4,054,860.00	-
115	Water Leakage detection I water distribution systems and evaluating the state of urban water bodies:Remote Sensing Based Approach	-	1,748,000.00	7,306.00	1,755,306.00	127,000.00	1,628,306.00	127,000.00	1,628,306.00

116	Education Proposal ID "Edu-23-00056" of National Institute of Technology, Durgapur for civil Engineering /Infrastructure/Science(Including Geotechnical Engineering & Water Resources engineering/ Ocnography) Under National Technical Textiles Mission (NTTM) of Ministry of Textiles(MoT)	-	39,860,000.00	-	39,860,000.00	39,860,000.00	-
117	Coalition Formation in Multi Agent Systems:An Algorithmic Approach	-	220,000.00	495.00	220,495.00	-	220,495.00
118	Development of electrical impedance tomography based system for monitoring of solids inside pipeline used in ocean mining application.	-	400,000.00	4,953.00	404,953.00	-	404,953.00
119	Identification and control of instabilities in Natural Circulation Loops(NCLs) in Thermal and Nuclear Power Plants using Dynamical Systems Theory	-	275,980.00	-	275,980.00	275,980.00	-
120	Exploring the synergy in Ru-Sn heterobimetallic complexes for their catalytic applications in organic syntheses	-	785,000.00	1,763.00	786,763.00	-	786,763.00
121	Design and Development of a Promising Ternary γ-Titanium Aluminide Alloy Containing Niobium for Aerospace Applications	-	2,157,946.00	5,617.00	2,163,563.00	382,645.00	1,780,918.00
122	i-PolluSense: Intelligent Air & Noise Pollutions Sensing and Alert Companion	-	3,087,400.00	4,906.00	3,092,306.00	-	3,092,306.00
123	Petrological, Geochemical, and Geochronological Appraisals of Radiation-Induced effects in Radioactive Accessory phases and its surrounding Minerals from Samarkiya Area, Rajasthan	-	750,000.00	822.00	750,822.00	-	750,822.00
124	Synthesis and characterization of colloidal quantum dots and investigating their suitability as photo-catalyst in organic synthesis	-	335,000.00	822.00	335,822.00	-	335,822.00
125	Automated Design and 3D Printing -based Fabrication of cost-effective Patient-specific Cranioplasty Implants	-	1,083,000.00	-	1,083,000.00	-	1,083,000.00
126	Impacting the life of farmers in Giridih district by adopting affirmative steps	-	1,700,000.00	-	1,700,000.00	-	1,700,000.00
127	Validation of Nonlinear Control Law for Quadcopters with the help of Hardware in Loop(HIL) simulation	-	250,000.00	-	250,000.00	-	250,000.00
Total		57,427,765.39	131,008,115.00	1,418,009.92	189,853,890.31	126,364,585.63	63,489,304.68

SCHEDULE - 3C
UNUTILISED GRANTS FROM UGC, GOVERNMENT OF INDIA AND STATE GOVERNMENT

Amount in Rupees

	Current Year	Previous Year
A. Plan Grants Government of India		
Balance B/F	352.00	-
Add: Receipt during the year	1,625,583,380.00	219,100,000.00
Total(a)	1,625,583,732.00	219,100,000.00
Less: Refund		
Less: Utilized for Revenue Expenditure	1,441,162,531.00	
Less: Utilized for Capital Expenditure	184,400,000.00	219,099,648.00
Total(b)	1,625,562,531.00	219,099,648.00
Unutilized carried forward (a-b)	21,201.00	352.00
B. UGC Grant : Plan		
Balance B/F		
Add: Receipt during the year		
Total(c)	-	-
Less: Refund		
Less: Utilized for Revenue Expenditure		
Less: Utilized for Capital Expenditure		
Total(d)	-	-
Unutilized carried forward (c-d)	-	-
C. UGC Grant : Non Plan		
Balance B/F		
Add: Receipt during the year		
Total(e)	-	-
Less: Refund		
Less: Utilized for Revenue Expenditure		
Less: Utilized for Capital Expenditure		
Total(f)	-	-
Unutilized carried forward (e-f)	-	-
D. Grant from State Govt.		
Balance B/F		
Add: Receipt during the year		
Total(g)	-	-
Less: Utilized for Revenue Expenditure		
Less: Utilized for Capital Expenditure		
Total(h)	-	-
Unutilized carried forward (g-h)	-	-
Grand Total (A+B+C+D)	21,201.00	352.00

NATIONAL INSTITUTE OF TECHNOLOGY DURGAPUR
SCHEDULE OF DEPRECIATION FOR THE YEAR 2023-24

SCHEDULE - I. FIXED ASSETS DESCRIPTION	GROSS BLOCK						DEPRECIATION		NET BLOCK		
	Opening Cost as on 01.04.2023	Cost as on 01.04.2023 (After Adjustment)	Addition during the year	Deductions during the year	Total cost as on 31.03.2024	Opening Depreciation as on 01.04.2023	On Additions during the year	On Deductions during the year	Total up to the year end	As at the current year end	As at the previous year end
Tangible Assets											
I. Land:											
a) Freehold	10,305,686.62	10,305,686.62								10,305,686.62	10,305,686.62
b) Leasehold											
II. Buildings:											
a) On Freehold Land	3,652,748,030.44	3,652,748,030.44	274,417,604.00			867,218,953.79	74,146,020.00		941,365,013.79	3,216,905,229.65	3,015,531,046.65
b) On Leasehold Land											
c) Ownership Right Primitives not belonging to educational institutions											
III. Plant, Machines & Equip.											
	422,501,616.22	422,501,616.22	17,818,653.00			258,797,177.60	11,577,843.00		270,375,020.60	189,745,448.43	169,704,498.52
IV. Vehicles											
	1,749,668.22	1,749,668.22				1,749,668.22			1,749,668.22	1.00	1.00
V. Furniture & Fixture											
	297,379,884.28	297,379,884.28	5,175,023.00			302,554,907.28	17,630,323.00		164,977,063.50	137,577,843.14	150,033,743.37
VI. Office Equipment											
	1,131,705.95	1,131,705.95				1,131,705.95	26,708.00		964,263.26	142,442.99	169,150.98
VII. Computer / Peripherals											
	198,531,729.42	198,531,729.42	22,419,142.00			220,950,871.42	143,015,141.42		162,871,145.42	58,073,726.00	59,516,587.76
VIII. Electrical Installations											
	77,071,505.91	77,071,505.91				77,071,505.91	2,230,549.00		52,375,392.78	24,696,113.13	26,929,662.13
IX. Library Books											
	233,687,271.75	233,687,271.75	6,628,903.00			153,816,638.43	15,441,819.80		189,269,458.23	70,455,716.52	79,268,633.31
X. Tube wells & water supply											
XI. Other Fixed Assets											
A. Total of Current Year	5,124,507,399.81	5,124,507,399.81	392,254,525.00		5,450,751,924.81	1,620,048,448.42	143,312,866.80		1,763,364,315.22	3,686,806,009.16	3,564,488,951.14
B. Capital Work-in progress											
Transfer to Assets											
B. Net Work in Progress	698,558,321.00	698,558,321.00	308,337,864.00	281,400,000.00	725,496,125.00	1,620,048,448.42	143,312,866.80		1,763,364,315.22	3,686,806,009.16	3,564,488,951.14
C. EQUIP Assets											
Building (EQUIP-I)	9,697,307.00	9,697,307.00								9,697,307.00	9,697,307.00
Equipment (EQUIP-I)	155,655,026.00	155,655,026.00								155,655,026.00	155,655,026.00
Vehicle (EQUIP-I)	515,937.00	515,937.00								515,937.00	515,937.00
Furniture (EQUIP-I)	7,598,127.00	7,598,127.00								7,598,127.00	7,598,127.00
Library Books (EQUIP-I)	11,513,246.00	11,513,246.00								11,513,246.00	11,513,246.00
TOTAL (A+B+C)	184,989,443.00	184,989,443.00			184,989,443.00					184,989,443.00	184,989,443.00
TOTAL (A+B+C)	5,309,897,442.81	5,309,897,442.81	326,254,525.00		5,636,151,967.81	1,620,048,448.42	143,312,866.80		1,763,364,315.22	3,871,790,292.15	3,686,806,009.16

8. Capital Work in Progress Particulars	(Amount in Rupees)			
	Op. bal as on 01.04.2023	Addition during Apr-Sep	Addition during Oct-Mar	Deletion during the year
Const of Boys Hostel 1250 Seated	-	-	-	-
Renovation of Work Shop	-	-	-	-
Contn. main gate & guard office	-	-	-	-
CPWD Projects	417,158,321.00	308,337,804.00	-	-
Construction of VIP Guest House	-	-	-	-
Construction of hostel annx exist hostel	-	-	-	-
Construction of Auditorium	281,400,000.00	-	-	281,400,000.00
Renovation of Academic Building	-	-	-	-
SIO Seated Girls Hostel	-	-	-	-
TOTAL	698,558,321.00	308,337,804.00	-	281,400,000.00
				725,496,125.00

Assets Head	GROSS BLOCK				DEPRECIATION			NET BLOCK		
	Cost as on 01.04.2023	Addition during the year	Deductions during the year	Total cost as on 31.03.2024	Opening Depreciation as on 01.04.2023	On Additions during the year	On Deductions during the year	Total up to the year end	As at the current year end	As at the previous year end
Intangible Assets										
Computer Software	208,497,741.52	51,356,023.00	-	319,853,764.52	212,211,531.52	60,282,569.00	-	272,494,100.52	47,341,644.00	52,282,210.00
Patents	208,497,741.52	51,356,023.00	-	319,853,764.52	212,211,531.52	60,282,569.00	-	272,494,100.52	47,341,644.00	52,282,210.00
TOTAL										

SCHEDULE 4A- PIAN
SCHEDULE 4- FIXED ASSETS

DESCRIPTION	GROSS BLOCK			DEPRECIATION		NET BLOCK					
	Cost as on 01.04.2023	Cost as on 01.04.2023 (After Adjustment)	Addition during the year	Deductions during the year	Total cost as on 31.03.2024	Opening Depreciation as on 01.04.2023	On Additions during the year	On Deductions during the year	Total up to the year end	As at the current year end	As at the previous year end
Tangible Assets											
I. Land:											
a) Freehold	10,305,688.62	10,305,688.62			10,305,688.62					10,305,688.62	10,305,688.62
b) Leasehold											
II. Buildings:											
a) On Freehold Land	3,882,748,039.44	3,882,748,039.44	27,477,504.00		4,157,655,443.44	687,216,999.79	74,146,020.00		94,353,013.79	3,215,802,529.65	3,015,531,045.85
b) On Leasehold Land											
c) Ownership / Joint Premises											
d) Superstructure on Land not belonging to educational institutions											
III. Plant, Machineryes & Equip.	422,501,616.22	422,501,616.22	17,610,863.00		440,115,469.22	258,797,177.60	11,577,843.00		270,375,020.60	169,740,448.43	163,704,488.62
IV. Vehicles	1,749,658.22	1,749,658.22			1,749,658.22	1,749,658.22			1,749,658.22	1.00	1.00
V. Furniture & Fixture	297,379,884.28	297,379,884.28	5,175,020.00		302,554,904.28	147,346,140.91	17,630,820.00		164,715,320.91	137,577,843.14	150,033,743.37
VI. Office Equipment	1,131,705.95	1,131,705.95			1,131,705.95	952,565.28	26,709.00		985,263.28	142,442.68	169,150.88
VII. Computer / Peripherals	198,531,729.42	198,531,729.42	22,419,142.00		220,950,871.42	140,015,141.42	22,866,004.00		162,871,145.42	58,079,726.00	59,816,897.76
VIII. Electrical Installations	77,071,605.91	77,071,605.91			77,071,605.91	50,141,843.78	2,233,649.00		52,375,392.78	24,896,113.13	26,529,682.13
IX. Library Books	233,687,271.75	233,687,271.75	6,528,903.00		239,716,174.75	153,818,638.43	15,441,819.80		169,269,468.23	70,455,716.52	79,298,633.31
X. Tube wells & water supply											
XI. Other Fixed Assets											
A. Total of Current Year	5,124,507,398.81	5,124,507,398.81	326,254,525.00		5,450,761,924.81	1,620,048,448.42	143,912,866.80		1,763,961,315.22	3,686,800,609.184	3,584,456,951.14
C. TEQIP Assets											
Building (TEQIP-I)	9,897,307.00	9,897,307.00			9,897,307.00					9,897,307.00	9,897,307.00
Equipment (TEQIP-I)	155,065,026.00	155,065,026.00			155,065,026.00					155,065,026.00	155,065,026.00
Building (TEQIP-II)	515,937.00	515,937.00			515,937.00					515,937.00	515,937.00
Equipment (TEQIP-II)	7,598,127.00	7,598,127.00			7,598,127.00					7,598,127.00	7,598,127.00
Library Books (TEQIP-I)	11,513,246.00	11,513,246.00			11,513,246.00					11,513,246.00	11,513,246.00
TOTAL (A+B+C)	184,989,643.00	184,989,643.00			184,989,643.00					184,989,643.00	184,989,643.00
TOTAL (A+B+C)	5,309,497,042.81	5,309,497,042.81	326,254,525.00		5,635,751,567.81	1,620,048,448.42	143,912,866.80		1,763,961,315.22	3,871,790,252.16	3,689,448,594.14

Particulars	(Amount in Rupees)			
	Op.bal as on 01.04.2023	Addition during Apr-Sep	Addition during Oct-Mar	Deletion during the year
Const of Boys Hostel 1250 Seated	-	-	-	-
Renovation of Work Shop	-	-	-	-
Contn main gate & guard office	-	-	-	-
CPWD Projects	417,158,321.00	308,337,804.00	-	725,496,125.00
Construction of VIP Guest House	-	-	-	-
Construction of Hostel annex exist hostel	-	-	-	-
Renovation of Auditorium	281,400,000.00	-	-	281,400,000.00
500 Seated Girls Hostel	-	-	-	-
TOTAL	698,558,321.00	308,337,804.00	-	281,400,000.00
				725,496,125.00

Assets Head	GROSS BLOCK				DEPRECIATION			NET BLOCK		
	Cost as on 01.04.2023	Addition during the year	Deductions during the year	Total cost as on 31.03.2024	Opening Depreciation as on 01.04.2023	On Additions during the year	On Deductions during the year	Total up to the year end	As at the current year end	As at the previous year end
Intangible Assets										
Computer Software	298,499,741.92	51,336,023.00	-	349,835,764.92	212,211,831.92	60,262,989.00	-	272,474,820.92	47,341,844.00	56,288,210.00
E- Journals	298,499,741.92	51,336,023.00	-	349,835,764.92	212,211,831.92	60,262,989.00	-	272,474,820.92	47,341,844.00	56,288,210.00
TOTAL										

SCHEDULE 4B-NON PIAN

S. No.	Assets Heads	Op. Balance 01.04.23	Additions	Gross Block Deductions	Cl. Balance	Depreciation for the Year 2022-23			Total Depreciation	31-03-23	Net Block	31-03-22
						Dep. Opening Balance	Dep. for the Year	Deduction/ Adjustment				
1	Land											
2	Site Development											
3	Buildings											
4	Roads & Bridges											
5	Tubewells & Water Supply											
6	Sewerage & Drainage											
7	Electrical installation and equipment											
8	Plant & Machinery											
9	Scientific & Laboratory Equipment											
10	Office Equipment											
11	Audio Visual Equipment											
12	Computers & Peripherals											
13	Furniture, Fixtures & Fittings											
14	Vehicles											
15	Lib. Books & Scientific Journals											
16	Small Value Assets											
NIL												
Total (A)												
17	Capital Work in Progress (B)											
Total (A+B)												
S. No.	Assets Heads	Op. Balance 01.04.19	Additions	Deductions	Cl. Balance	Dep. Opening Balance	Dep. for the Year	Deduction/ Adjustment	Total Depreciation	31-03-23		31-03-22
18	Computer Software											
19	E-Journals											
20	Patents											
Total (C)												
Gross Total (A+B+C)												

SCHEDULE 4C-INTANGIBLE ASSETS

Assets Head	GROSS BLOCK				DEPRECIATION			NET BLOCK		
	Cost as on 01.04.2023	Addition during the year	Deductions during the year	Total cost as on 31.03.2024	Opening Depreciation as on 01.04.2023	On Additions during the year	On Deductions during the year	Total up to the year end	As at the current year end	As at the previous year end
Intangible Assets										
Computer Software										
E- Journals										
Patents										
TOTAL										

SCHEDULE 4C (II)-PATENTS AND COPYRIGHTS

Particulars	Op. Balance	Addition	Gross	Amortization	Net Block 2024	Net Block 2023-24	Net Block 2022-23
A. Patents Granted							
1 Balance as on 31.03.14 of Patents obtained in 2008-09 (Original Value. Rs...)							
2 Balance as on 31.03.14 of Patents obtained in 2010-11 (Original Value. Rs...)							
3 Balance as on 31.03.14 of Patents obtained in 2012-13 (Original Value. Rs...)							
4 Patents granted during the Current Year							
Total							
NIL							
A. Patents Pending in respect of Patents applied for							
1 Expenditure incurred during 2008-10 to 2011-12							
2 Expenditure incurred during 2012-13							
2 Expenditure incurred during 2013-14							
Total							
Grand Total (A+B)							

SCHEDULE 5- INVESTMENTS FROM EARMARKED/ ENDOWMENT FUNDS
(Amount in Rupees)

	<i>Current Year</i>	<i>Previous Year</i>
1. In Central Government Securities	-	-
2. In State Government Securities	-	-
3. Other Approved Securities	-	-
4. Shares	-	-
5. Debentures and Bonds	-	-
6. Others (to be specified)	-	-
TOTAL	-	-

SCHEDULE 6- INVESTMENTS - OTHERS
(Amount in Rupees)

	<i>Current Year</i>	<i>Previous Year</i>
1. In Central Government Securities	-	-
2. In State Government Securities	-	-
3. Other Approved Securities	-	-
4. Shares	-	-
5. Debentures and Bonds	-	-
6. Others (to be specified)	4,367,186,928.00	1,945,564,960.00
TOTAL	4,367,186,928.00	1,945,564,960.00

SCHEDULE 7- CURRENT ASSETS
(Amount in Rupees)

	<i>Current Year</i>	<i>Previous Year</i>
1. Stock:		
a. Stores & Spares	-	-
b. Loose Tools	-	-
c. Publications	-	-
2.Sundry Debtors:		
a) Debts outstanding for a period exceeding six months	-	-
b) Others		
i) HEFA Principal Loan	82,516,325.00	357,111,690.00
3. Cash Balance in hand (Incl. cheques draft and imprest)	-	-
as pertaining to earmarked fund or otherwise)		
a) With Schedule Banks-	439,313,653.82	2,262,567,208.79
- In current accounts	-	-
- In term deposit accounts	-	-
- In savings accounts	-	-
b) With non-schedule Banks		
- In current accounts	-	-
- In term deposit accounts	-	-
- In savings accounts	-	-
4. Post-Office Savings A/C		
TOTAL	521,829,978.82	2,619,678,898.79

NATIONAL INSTITUTE OF TECHNOLOGY :: DURGAPUR :: INDIA

SCHEDULE 8 - LOANS, ADVANCES & DEPOSITS

(Amount in Rupees)

	<i>Current Year</i>		<i>Previous Year</i>	
1. Advances to employees: (Non- interest bearing)			-	
a) Salary	3,993,325.09		3,358,262.09	
b) Festival	239,719.39		239,719.39	
c) LTC	(600.00)		(600.00)	
d) Medical Advance	-		-	
e) Others (to be specified)	2,251,888.77	6,484,333.25	2,819,050.77	6,416,432.25
2. Long Term Advances to employees: (Interest bearing)				
a) Vehicle Loan			-	
b) Home Loan			-	
c) Others (to be specified)	161,178.00	161,178.00	254,990.00	254,990.00
3. Advances and other amounts recoverable in cash				
a) On Capital account	-		-	
b) To suppliers	-		-	
c) Others	154,581,826.65	154,581,826.65	194,777,836.61	194,777,836.61
4. Prepaid expenses				
a) Insurance			-	
b) Other expenses	-	-	-	-
5. Deposits				
a) Telephone	-		-	
b) Lease Rent	-		-	
c) Electricity	-		-	
d) AICTE, if applicable	-		-	
e) MCI, if applicable	-		-	
f) Others (to be specified)	-	-	-	-
6. Income Accrued				
a) On Investment from earmarked/ endowment fund	-		-	
b) On investment-others	101,940,492.00		60,337,650.00	
c) On loans and advances	-		-	
d) Others (includes income due unrealized Rs....)	-	101,940,492.00	-	60,337,650.00
7. Other receivables				
a) Debit balances in Sponsored Projects	-		-	
b) Debit balances in Fellowship & Scholarship	-		-	
c) Grants Recoverable	-		-	
d) Other receivable	8,600,303.92	8,600,303.92	8,459,618.92	8,459,618.92
8. Claims Receivable				
TOTAL		271,768,133.82		270,246,527.78

NATIONAL INSTITUTE OF TECHNOLOGY DURGAPUR, DURGAPUR-713209, INDIA

Schedule to Income & Expenditure Account for the year ended 31.3.2024

SCHEDULE 9- ACADEMIC RECEIPTS

(Amount in Rupees)

	Current Year	Previous Year
FEE FROM STUDENTS		
Academic		
1. Tuition fee	298,104,400.00	296,176,571.00
2. Admission fee	-	-
3. Enrolment fee	-	-
4. Library Admission fee	-	-
5. Computer fee	-	-
6. Art & Craft fee	-	-
7. Registration fee	59,000.00	-
8. Syllabus fee	-	-
TOTAL (A)	298,163,400.00	296,176,571.00
Examinations		
1. Admission test fee	-	-
2. Annual Examination fee	-	-
3. Mark sheet, certificate fee	-	-
TOTAL (B)	-	-
Other fees		
1. Identity card fee	-	-
2. Fine/Miscellaneous fee	-	-
3. Medical fee	-	-
4. Transportation fee	-	-
5. Hostel fee	21,122,788.00	25,423,907.00
6. Institute fee	70,233,900.42	66,580,543.71
7. Insurance & Migration charges	-	-
8. Provisional certificate fee	-	1,000.00
9. Seat rent & Electricity charges from Student hall	-	-
10. Students Activity fees	-	-
11. Transcription fees	-	2,000.00
12. Training & Placement fees	-	-
13. Education Verification	325,250.00	277,626.00
14. Migration Fees	-	5,500.00
15. Examination Fees	-	-
16. Library Charges	33,365,719.00	5,507,700.00
TOTAL (C)	125,047,657.42	97,798,276.71
1. Sale of syllabus and Question Paper, etc.	-	-
2. Sale of Prospectus including admission forms	-	-
TOTAL (D)	-	-
GRAND TOTAL (A+B+C+D)	423,211,057.42	393,974,847.71

SCHEDULE 10 - GRANTS & DONATIONS (Irrevocable Grants & Subsidies Received)*(Amount In Rupees)*

Particulars	Plan			Total Plan	Non Plan UGC	Current Year Total	Previous Year Total
	Govt of India	UGC					
		Plan	Specific Schemes				
Balance B/F							
Add: Receipts during the Year	1,566,715,159.00					1,566,715,159.00	1,586,064,622.00
Total							
Less; Refund to UGC							
Balance							
Less: Utilised for Capital Expenditure (A)							
Balance							
Less: Utilised for Revenue Expenditure(B)	1,566,715,159.00					1,566,715,159.00	1,586,064,622.00
Balance C/F (C)	-					-	-

SCHEDULE 11 - INCOME FROM INVESTMENTS*(Amount in Rupees)*

	<i>Current Year</i>	<i>Previous Year</i>
Investment from Earmarked/Endowment Fund		
1) Interest		
a) On Govt. Securities	-	-
b) Other Bonds/Debentures	-	-
2) Income received		
a) Each Fund separately	-	-
3) Income Accrued		
a) General Fund	199,682,064.00	67,933,246.00
4) Others (specify)	-	-
TOTAL	199,682,064.00	67,933,246.00
TRANSFERRED TO EARMARKED/ ENDOWMENT FUNDS	-	-

SCHEDULE 12 - INTEREST EARNED*(Amount in Rupees)*

	<i>Current Year</i>	<i>Previous Year</i>
1) On Saving Accounts with Scheduled Banks	97,208,591.49	61,868,501.00
2) On Loans		
a) Employees/Staff	-	-
b) Others	-	-
3) On Debtors and Others Receivables	-	-
TOTAL	97,208,591.49	61,868,501.00
	-	-

SCHEDULE 13- OTHER INCOME*(Amount in Rupees)*

	<i>Current Year</i>	<i>Previous Year</i>
A. Income from Land & Building		
1. Hostel room rent	-	-
2. License fee	1,245,193.00	1,116,418.00
3. Hire charges of Auditorium/Play ground/ Convention Centre, etc.		
4. Electricity & water charges	2,565,864.00	2,305,873.41
TOTAL (A)	3,811,057.00	3,422,291.41
B. Sale of Institute's publications	-	-
TOTAL (B)		
C. Income from holding events		
1. Gross receipts from annual function/ sports carnival	-	-
Less: Direct expenditure incurred on the annual function/sports carnival	-	-
2. Gross receipts from fetes	-	-
Less: Direct expenditure incurred on the fetes	-	-
3. Gross receipts from educational tours	-	-
Less: Direct expenditure incurred on the tours	-	-
4. Others(to be specified and separately disclosed)	-	-
TOTAL (C)	-	-
D. Interest on Term Deposits		
a) with scheduled banks	-	-
b) with non-scheduled banks	-	-
c) with institutions	-	-
d) others	-	-
TOTAL (D)	-	-
E. Interest on Debtors and Other Receivables	-	-
F. Others		
Electric charges & Collection of room rent	2,541,212.46	3,906,236.39
Garage rent	780.00	840.00
Guest house income	2,137,279.02	1,537,774.00
Misc Charges	117,203.00	298,493.00
Liquidated Damages	15,475.00	46,090.00
Other Receipts	1,850,155.70	3,756,196.00
Overhead Charges of Projects	-	-
Registration Fees for Ph.D	723,500.00	32,300.00
Sale Of Application , Tender form	1,748,500.00	34,120.00
Income from Testing & Consultancy	596,558.00	356,800.00
TOTAL (F)	9,730,663.18	9,968,849.39
GRAND TOTAL (A+B+C+D+E+F)	13,541,720.18	13,391,140.80

SCHEDULE 14- PRIOR PERIOD INCOME*(Amount in Rupees)*

	<i>Current Year</i>	<i>Previous Year</i>
1. Academic Receipts	-	-
2. Income From Investments	-	-
3. Interest Earned	-	-
4. Other Incomes	-	-
Total		

SCHEDULE 15 - STAFF PAYMENTS & BENEFITS*(Amount in Rupees)*

	Current Year	Previous Year
a) Salaries and Wages	940,418,826.18	731,534,340.00
b) Allowances and Bonus	-	-
c) Contribution to Provident Fund	-	-
d) Contribution to Other Fund(specify)	-	-
e) Pension & Gratuity charges	256,143,337.00	221,488,798.00
f) Staff Amenities	50,000.00	275,000.00
g) Retirement and Terminal Benefits	-	-
h) LTC facility	2,638,485.00	6,688,728.00
i) Medical facility	11,963,265.00	15,972,778.00
j) Children Education Allowance	4,326,858.00	5,951,847.00
k) TA/DA expenses	1,799,659.00	5,698,026.00
l) Others (specify)		
i) New Pensioner Scheme Employer Contribution	-	-
ii) Scholarship to Institute Research Scholar	80,321,876.00	81,218,343.00
iii) Scholarship (M.Tech)	28,698,360.00	44,544,516.00
TOTAL	1,326,360,666.18	1,113,372,376.00

SCHEDULE 16 - ACADEMIC EXPENSES*(Amount in Rupees)*

	Current Year	Previous Year
a) Laboratory expenses	-	-
b) Field work/Participation	-	-
c) Seminar/Workshop	-	-
d) Payment to visiting faculty	-	-
e) Examination	908,791.00	7,076,062.82
f) Student Welfare Expenses	-	-
g) Admission expenses	-	-
h) Convocation expenses/college week	1,903,953.00	2,667,472.00
i) Publications	-	-
j) Stipend/means-cum-merit scholarship	-	-
k) Subscription expenses	-	-
l) Library Journal	13,570.00	13,869.00
m) Republic Day & Independence Day expenses	93,631.00	175,940.00
n) Registration Fees	5,822,140.00	4,717,875.00
o) CCB-Counselling (CSAB)	-	-
p) Conference and seminar	286,677.00	395,825.00
q) Inter NIT meet	820,333.00	567,756.00
r) Student Amenities	-	517,829.00
TOTAL	9,849,095.00	16,132,628.82

SCHEDULE 17 - ADMINISTRATIVE AND GENERAL EXPENSES

(Amount in Rupees)

	Current Year	Previous Year
a) Electricity expenses	48,979,843.00	62,431,793.00
b) Water Charges	325,000.00	348,025.00
c) Insurance	8,665,004.00	2,841,264.00
d) Rent, Rates and Taxes(including property tax)	-	-
e) Postage & Telegram	74,765.00	180,110.00
f) Telephone & Internet charges	929,722.00	871,891.00
g) Printing and Stationary	560,636.00	1,117,045.00
h) Travelling & Conveyance expenses(visiting Lecturers)	1,458,727.00	2,438,171.00
i) Expenses on Seminar/Workshops	-	-
j) Medical Expenses for Students	50,656.00	-
k) Auditors Remuneration	824,180.00	1,332,255.00
l) Professional charges	-	-
m) Advertisement & Publicity	1,209,943.00	241,503.00
n) Magazines & Journals	-	-
o) Others(specify)	-	-
i) Ambulance Charges	1,051,421.00	1,801,038.00
ii)Bank Charges	39,023.18	145,350.83
iii)Bank charges of Pension A/c	-	-
iv)Campus interview	79,391.00	-
v)Consultancy Works	92,400.00	664,435.00
vi)Contingencies to Institute Research Scholar	41,257,555.00	13,655,937.00
vii)Computer Network & Bandwidth	5,781,032.00	6,271,936.00
viii)Departmental Operating Cost	3,537,422.00	6,229,769.00
ix)Drug & Medicine for hospital	525,482.00	2,379,081.00
x)Extra-curricular activities	2,606,334.00	8,494,593.00
xi)Upgradation of Inst. Automation Software	501,300.00	2,702,374.00
xii)Faculty Amenities	-	99,249.00
xiii)Faculty Professional Development	5,629,560.00	8,058,377.00
xiv)Fuel for DG Set	111,132.00	683,760.00
xv)General Store Materials	1,346,451.00	1,128,648.00
xvi)Hostel Employees Welfare Account	91,824.00	1,836,474.00
xvii)Law and Legal Expenses	1,590,073.00	5,344,518.00
xviii)Meeting Expenses	15,103.00	473,512.00
xix)Miscellaneous Expenses	2,465,069.00	1,202,495.00
xx)Extra-curricular activities	-	-
xxi)Office Expenses	198,249.00	606,550.00
xxii)Outsourcing	148,806,772.00	172,569,481.00
xxiii)Rent for Cell at New Delhi	352,700.00	700,000.00
xiv)Remuneration to specialist (Physician)	2,635,033.00	4,895,405.00
xxv)Testing and consultancy expenditure	-	192,781.00
xxvi)Accreditation of Engineering Courses	-	1,310,004.00
xxvii)Consumable Charges	414,627.00	3,824,512.00
xxviii)Expenses for college Guest	-	-
xxix) Guest House Expenditure	1,584,342.00	2,970,253.00
xxx) Training & Upgradation of Staff	61,551.00	66,687.00
xxxi) Membership of professional societies	180,115.00	45,630.00
xxxii) New Pension/Pension Subscription	-	-
xxxiii)Library Charges	-	-
xxxiv) Sale Of Application , Tender form	-	106,000.00
xxxv)Garbage Bin Expenses	-	-
xxxvi)COVID-19 Expenses	-	12,750.00
xxxvii) TA and Remuneration to Expert/Board member	1,486,346.00	1,439,144.00
xxxviii) TA to staff for Medical Purpose`	31,708.00	64,597.00
TOTAL	285,550,491.18	321,777,397.83

SCHEDULE 18 - TRANSPORTATION EXPENSES*(Amount in Rupees)*

	<i>Current Year</i>	<i>Previous Year</i>
1. Vehicles (owned by educational institution)		
a) Running expenses	-	-
b) Repairs & Maintenance	-	-
c) Insurance expenses	-	-
2. Vehicles taken on rent/lease		
a) Rent/Lease expenses	1,916,837.00	3,661,973.00
TOTAL	1,916,837.00	3,661,973.00

SCHEDULE 19 - REPAIRS & MAINTENANCE*(Amount in Rupees)*

	<i>Current Year</i>	<i>Previous Year</i>
a) Building	3,219,593.00	13,330,284.15
b) Furniture & fixtures	112,537.00	207,075.00
c) Plant & Machinery	-	-
d) Office Equipments	14,588,416.00	15,352,559.00
e) Cleaning materials & services	-	292,500.00
f) Others(specify)		
Contingencies: Civil	18,790.00	
Contingencies: Medical	99,630.00	219,192.00
Maintenance of Electrical Installation	2,494,761.00	9,051,114.00
Maintenance of College Computer	-	269,961.00
Contingencies: Maintenance	187,327.00	205,286.00
Contingencies for M.Tech Scholar	123,719.00	70,012.00
Consultancy for various Infra Dev works	26,400.00	24,485.00
Main. Of Road Drains, & Internal telephone system.		
TOTAL	20,871,173.00	39,022,468.15

SCHEDULE 20-FINANCE COSTS*(Amount in Rupees)*

	<i>Current Year</i>	<i>Previous Year</i>
a) Interest on fixed loans	-	-
b) Interest on other loans-HEFA	10,015,159.00	4,264,622.00
c) Bank charges	-	-
d) Others (specify)	-	-
TOTAL	10,015,159.00	4,264,622.00

SCHEDULE 21- OTHER EXPENSES*(Amount in Rupees)*

	<i>Current Year</i>	<i>Previous Year</i>
a)Provision for Bad and Doubtful Debts/Advances	-	-
b) Irrecoverable Balances Written-off	-	-
c) others(specify) CCMT-NIMCET	-	-
TOTAL	-	-

SCHEDULE 22- PRIOR PERIOD EXPENSES*(Amount in Rupees)*

	<i>Current Year</i>	<i>Previous Year</i>
a)Prior Period Expense	-	-
c) others(specify)	-	-
TOTAL	-	-

NATIONAL INSTITUTE OF TECHNOLOGY DURGAPUR :: INDIA
ANNEXURE TO THE BALANCE SHEET AS ON 31.03.2024

(Amount in Rupees)

1. CORPUS FUND	Opening Balance	Add: During the yr.	Less: During the yr	Closing Balance
A. Corpus Fund	619,220,079.44	11,589,231.25	31,662,487.25	599,146,823.44
TOTAL	619,220,079.44	11,589,231.25	31,662,487.25	599,146,823.44

B. GENERAL FUND	Opening Balance	Add: During the yr.	Less: During the yr	Closing Balance
1. Capital Reserve				
Grant for establishment of Book Bank	102,380.00	-	-	102,380.00
Grant from UNESCO, Equip and Furniture	3,171,384.19	-	-	3,171,384.19
Repayment of loan capitalised	3,885,828.00	-	-	3,885,828.00
2. General Reserve				
Interest on investment of Corpus Fund	50,617,900.00	5,465,573.00		56,083,473.00
Interest on investment of General Fund	-	-		-
Interest on investment Misc Fund	13,360,106.00	1,486,342.00		14,846,448.00
Interest on investment Maint. Fund	-	-		-
Interest on Saving A/c Corpus Fund	36,234.00	5,070.00		41,304.00
Interest on Saving A/c Dep Fund	67,939.00	29,208.00		97,147.00
Interest on savings A/c Maint. Fund	41,604.00	5,922.00		47,526.00
Interest on savings A/c Staff Dev Fund	60,334.00	10,384.00		70,718.00
Revenue fund capitalised	10,080,598.91	-		10,080,598.91
Interest on investment of Donation	-	-		-
3. Special Reserve				
Collection of rent upto 1983-84	800,513.44	-		800,513.44
Opening Grant in Aid, GOI, Non-recurring/ Plan	4,920,867,248.50			4,920,867,248.50
TOTAL	5,003,092,070.04	7,002,499.00	-	5,010,094,569.04
Add/Deduct: Balance of net income/(expenditure) transferred from the Income and Expenditure Account	1,320,938,989.91	441,599,714.94	-	1,762,538,704.84
TOTAL	1,320,938,989.91	441,599,714.94	-	1,762,538,704.84
GRAND TOTAL	6,943,251,139.39	460,191,445.19	31,662,487.25	7,371,780,097.32

2. DESIGNATED/EARMARKED/ENDOWMENT FUNDS
(Amount in Rupees)

A. RESTRICTED FUND	<i>Opening Balance</i>	<i>Add: During the yr.</i>	<i>Less: During the yr</i>	<i>Closing Balance</i>
Grant from GOI				
Grant from GOI for Architect fee	100,000.00	-	-	100,000.00
Grant-in-aid GOI Centre of Excellence	30,952,123.00	-	-	30,952,123.00
Grant-in-aid GOI Computer Centre	13,748,000.00	-	-	13,748,000.00
Grant-in-aid GOI CSE	13,774,000.00	-	-	13,774,000.00
Grant-in-aid GOI Different Sources	4,233,000.00	-	-	4,233,000.00
Grant-in-aid GOI Electric Degree Course	9,011,000.00	-	-	9,011,000.00
Grant -in-aid GOI Env,Eng.	1,000,000.00	-	-	1,000,000.00
Grant -in-aid GOI, Equipment and Furniture	28,615,710.63	-	-	28,615,710.63
Grant-in-aid GOI, Inds.Instt. Interaction	730,426.04	-	-	730,426.04
Grant-in-aid GOI, Institutional Work	3,800,000.00	-	-	3,800,000.00
Grant-in-aid GOI, Mod.Lab	29,158,000.00	-	-	29,158,000.00
Grant-in-aid GOI, Renovation	25,487,000.00	-	-	25,487,000.00
Grant-in-aid,GOO,VSATwith ERNET	1,300,000.00	-	-	1,300,000.00
Grant-in-aid,GOI & WB, Motor Vehicle	571,944.42	-	-	571,944.42
Grant-in-aid,GOWB, Land & Dev.	11,049,042.35	-	-	11,049,042.35
Grant-in-aid, GOI, Over Sight Comm. Non-Plan	321,725,000.00	-	-	321,725,000.00
Grant-in-aid, GOI, Over Sight Comm. Plan	646,400,000.00	-	-	646,400,000.00
Grant-in-aid, GOI, TEQIP-I (Net Bal. adjusting R	185,154,978.00	-	-	185,154,978.00
Grant-in-aid,AICTE Research (Others)	520,000.00	-	-	520,000.00
Grant-in-aid,GOI,Research Grant	6,226,783.83	-	-	6,226,783.83
Grant-in-aid,GOI,Plan TSA-35	433,428,000.00	184,400,000.00	-	617,828,000.00
Grant-in-aid,UGC,Sanskrit Language	100,000.00	-	-	100,000.00
Grant-in-aid, AICTE (QIP Policy)	79,500.00	-	-	79,500.00
Information Technology Fund	1,825,134.25	-	-	1,825,134.25
MCA Course Fund	3,810,974.45	-	-	3,810,974.45
M.Tech, Corrosion Science	1,367,552.93	-	-	1,367,552.93
Other Scholarship (Provision)	12,141,912.58	-	-	12,141,912.58
TOTAL	1,786,310,082.48	184,400,000.00	-	1,970,710,082.48

3. EARMARKED/ENDOWMENT FUND
(Amount in Rupees)

	<i>Opening Balance</i>	<i>Add: During the yr.</i>	<i>Less: During the yr</i>	<i>Closing Balance</i>
Donation Fund				
Donation -AM Das	126,314.90	8,569.00	-	134,883.90
Donation- DM Sen	969,243.60	86,934.00	-	1,056,177.60
Donation - DV Sitabai	150,000.00	-	-	150,000.00
Donation-SN Banerjee (Kalyanshewari Mer)	28,238.00	-	-	28,238.00
Donation-S Pal Chowdhury	146,220.00	-	-	146,220.00
Donation-S Saha	65,505.00	4,704.00	-	70,209.00
Donation-Prof. D K Pal	290,238.00	20,067.00	-	310,305.00
Donation-Prof. M S Sinha	300,000.00	-	-	300,000.00
Donation-Prof. T K Sinha	150,000.00	-	-	150,000.00
Donation- Parpatidevi Chnadumal Memo	162,500.00	-	-	162,500.00
Donation - S.N.Roy	48,000.00	-	-	48,000.00
Donation - Anirban Mondal	713,997.00	47,109.00	-	761,106.00
Donation - SM Chanda Endowment Fund	200,000.00	1,933.00	-	201,933.00
TOTAL	3,350,256.50	169,316.00	-	3,519,572.50
Others				
Depreciation Fund	65,071,665.00	2,690,635.00	-	67,762,300.00
Hostel Employee Welfare Fund	700,643.99	8,640.00	-	709,283.99
Maintenance Fund	68,068,292.00	2,640,397.00	-	70,708,689.00
NIMSET Fund	2,519,241.00	117,331.00	-	2,636,572.00
Student aid fund	5,965,870.54	235,692.00	-	6,201,562.54
Staff Dev. Fund	70,867,256.00	2,566,570.00	-	73,433,826.00
Steel Chair Professor Fund	680,073.00	-	-	680,073.00
New Pension Scheme Fund	-	-	-	-
TOTAL	213,873,041.53	8,259,265.00	-	222,132,306.53
GRAND TOTAL(A+B)	2,003,533,380.51	192,828,581.00	-	2,196,361,961.51

4. CURRENT LIABILITIES & PROVISIONS		(Amount in Rupees)		
	CURRENT YEAR		PREVIOUS YEAR	
A. CURRENT LIABILITIES				
1. Deposits from Staff				
Security Deposit from Staff (L)	-		-	
Group Insurance	419,860.69		523,200.69	
CTD/RD	-		331,473.82	
Centre Expenses	-	419,860.69	-	854,674.51
2. Deposits from Students				
Students Health Home	-		-	
Medical Exam. Fees	-		-	
Mess Caution Money	-		-	
Mess Entrance Fees	-		-	
Mess A/c Hall-9 Payable	-		-	
Excess deposit from students	-		-	
College Caution Money	-		-	
Athletic Club Fund	-		-	
3. Sundry Creditors				
a) For Goods & Services				
EMD/SD for suppliers	25,053,141.16		20,203,127.16	
Security deposit from contractors	1,597,399.00		1,597,399.00	
EMD/SD for suppliers - TEQIP-I	-	26,650,540.16	482,133.00	22,282,659.16
b) Others				
Building and other Capital work Payable	-		-	
PWD (Burdwan Div.) payable	-		-	
4. Advances Received				
	-		-	
5. Interest accrued but not due on:				
a) Secured Loans /borrowings				
	-		-	
b) Unsecured Loans /borrowings				
	-		-	
6. Statutory Liabilities(GPF, TDS, WC TAX, CPF, GIS, NPS):				
a) Overdue				
	-		-	
b) Others				
Professional Tax	217,533.00		148,733.00	
Professional Tax (hostel emp.)	16,310.00		16,310.00	
Education Cess	1,062.00		1,062.00	
		234,905.00		166,105.00
7. Other Current liabilities				
a) Salaries				
Outstanding liabilities- Salary & others	45,563,679.62	45,563,679.62	55,505,183.62	55,505,183.62
b) Receipts against sponsored projects				
Project - SK Chatterjee	-		-	
PMGSY Training Project	-		-	
Project DST Green Tech Chemical	-		-	
Project - Ramalingaswami Fellow	-		-	
CEP NIT Durgapur Fund	11,634,157.19		9,104,831.03	
SRCC A/c	3,123,967.00		2,571,878.00	
SRCC Fund A/c	-	14,758,124.19	-	11,676,709.03
c) Receipts against sponsored fellowships & scholarships				
a) Other Scholarship				
	14,602,102.93		14,803,396.93	
b) NSS A/C				
	-	14,602,102.93	-	14,803,396.93
d) Unutilised Grants				
	-		-	
e) Other funds				
	-		-	
i) Pension & Gratuity Fund	48,867,892.75		48,315,945.75	
ii) Class Projects	12,679.65		12,679.65	
iii) Cultural Club Fund	-		-	
iv) Contributory Provident Fund	-		97,698,663.19	

v) General Provident Fund	-	-	-	
vi) Interest of GPF Investment	-	-	-	
vii) Interest on Savings Bank A/C-GPF	-	-	-	
viii) Interest on Inv.Pension Aid Fund Invest.	74,876,112.00		70,879,080.00	
ix) Interest on TEQIP-I Bank A/c	691,942.00		626,341.00	
x) Interest on savings Bank A/c-Pension & Gra	3,319,663.97		3,294,937.97	
xi) Interest on savings Bank A/c-CEP NIT Dgp	415,859.00	128,184,149.37	127,525.00	220,955,172.56
g) Other Liabilities	-		-	
Festival Advances (hostel employee)	-		-	
Group Insurance (Hostel employee)	-		-	
Advances for scooter / Bi-cycle	906,849.00		898,099.00	
Fraternity	127,620.00		35,820.00	
Co-Op Credit Society Ltd.	-	1,034,469.00	-	933,919.00
TOTAL (A)		231,447,830.96		327,177,819.81
B. PROVISIONS				
1. For Taxation				
2. Gratuity				
3. Super Annuation/Pension				
4. Accumulated leave Encashment				
5. Expenses payable				
6. Trade Warranties/Claims				
7. Others (Specify)				
TOTAL (B)		-		-
TOTAL (A+B)		231,447,830.96		327,177,819.81

5. Investment of Earmarked/Endowment Fund		(Amount in Rupees)	
	Current Year	Previous Year	
Investment donation (AM Das)	158,671.00		151,698.00
Investment donation (DM Sen)	1,150,336.00		1,081,450.00
Investment donation (D K Pal)	333,704.00		313,637.00
Investment donation(Airvan Mondal)	746,261.00		701,387.00
Investment donation (SN Banerjee)	32,858.00		30,928.00
Investment donation (S Palchowdhury)	174,363.00		163,286.00
Investment donation (NG & H SAHA)	78,216.00		73,512.00
Investment donation (SM Chanda)	-		200,000.00
Investment - Corpus Fund	27,639,588.00		183,763,551.00
Investment -Maintenance Fund	-		66,230,784.00
Investment -NIMSET	2,374,406.00		2,519,241.00
Investment- Staff Development Fund	-		67,624,768.00
Investment-Depreciation Fund	-		62,365,109.00
Investment - Students Aid Fund	1,236,426.00		4,323,440.00
Investment - Fixed Deposit- TEQIP-I	-		1,007,560.00
TOTAL (A)	33,924,829.00		390,550,351.00

Investment of Miscellaneous funds		(Amount in Rupees)	
Investment to SBI, REC Branch	-		18,432,504.00
Investment -Hostel Employee welfare fund	163,976.00		155,336.00
Investment- Mess Caution Money	-		3,503,676.00
Investment -Pension aid fund	11,023,737.00		131,208,221.00
Investment -Student Caution Money	2,875,453.00		2,875,453.00
Investment- Testing and Consultancy	2,928,746.00		2,789,272.00
Investment	4,033,740,995.00		-
Investment to General Fund	282,529,192.00		1,396,050,147.00
Investment to New Pension Scheme	-		
Invest General Provident Fund	-		
TOTAL (B)	4,333,262,099.00		1,555,014,609.00
GRAND TOTAL (A+B)		4,367,186,928.00	1,945,564,960.00

6. Bank Balances		(Amount in Rupees)	
	Current Year		Previous Year
With Schedule Banks			
SBI 1A Rec A/c	386,485,455.57		2,197,277,769.46
SBI, GPF Savings Bank A/c	-		-
SBI Continuing Edu. Centre Sav Bank A/c			
SBI Pension & Gratuity Sav. Bank A/c	2,642,760.36		1,068,971.36
SBI College Caution Money	8,687.82		8,687.82
Canara Bank Savings Bank A/c No-5494	-		2,036,810.60
Canara Bank Extn. Counter Savings Bank A/c	3,837,072.88		4,478,958.52
SBI New Pension Scheme Bank A/c	-		-
Canara Bank A/c No-1111	-		173,422.00
Canara Bank A/c No-1111	-		298,327.00
Canara Bank A/c No-1114	-		202,500.00
Canara Bank A/cNo-1115	-		354,654.00
Canara Bank TEQIP-I	270,461.00		266,249.00
RBI A/c No-10680001001	34,019,200.00		47,168,503.00
SBI A/c No- 37850318679(CEP NIT Durgapur)	12,050,016.19		9,232,356.03
TOTAL	439,313,653.82		2,262,567,208.79

7. LOANS, ADVANCES & DEPOSITS		(Amount in Rupees)			
		Current Year		Previous Year	
1. Advances to employees: (Non- interest bearing)					
a) Salary					
Temporary advance to staff	-	-	-	-	-
Temporary Advance	3,993,325.09	3,993,325.09	3,358,262.09	3,358,262.09	
b) Festival					
Festival Advances	239,719.39	239,719.39	239,719.39	239,719.39	
c) LTC					
Advance for LTC (Home)	-	-	-	-	-
Advance for LTC (NER)	(600.00)	(600.00)	(600.00)	(600.00)	
Advance for LTC (J & K)	-	(600.00)	-	(600.00)	
d) Medical Advance					
Advances for marriage/treatment	-	-	-	-	-
Temporary Advance to staff for medical treatment	-	-	-	-	-
e) Others (to be specified)					
Advances to hostel employee	219,559.00		219,559.00		
CTD/RD Receivable	27,721.00		27,721.00		
EPF contribution to Hostel employee	1,615,408.00		1,319,273.00		
Imprest Advances to staff	24,999.00		39,182.00		
Co-Op Credit Society Ltd.	242,600.77		1,091,714.77		
Workers Welfare Cess	21,275.00		21,275.00		
NSS A/C	100,326.00	2,251,888.77	100,326.00	2,819,050.77	
2. Long Term Advances to employees: (Interest bearing)					
a) Vehicle Loan					
b) Home Loan					
c) Others (to be specified)					
Advance for Computer to Employees	161,178.00	161,178.00	254,990.00	254,990.00	
3. Advances and other amounts recoverable in cash or in kind or for value to be received					
a) On Capital account					
Advance to supplier	-	-	-	-	-
b) To suppliers					
c) Others					
Library Caution Money	1,625,871.00		1,460,871.00		
Income Tax deposit	8,628,448.31		31,572,133.31		
Goods & Service Tax Deposit	5,181,475.34		3,818,799.30		
Service Tax Deposit	3,359,658.00		3,359,658.00		
Centre Expenses (BU) Recoverable	-		-		
Hostel employee welfare fund recoverable	-		-		
Income tax recoverable	-		-		
Mess account recoverable	-		-		
CPWD Advance for Completed Project	135,776,374.00		154,556,375.00		
NIT Durgapur Interest repayment account	5,000.00		5,000.00		
NIT Durgapur principal repayment account	5,000.00	154,581,826.65	5,000.00	194,777,836.61	
4. Prepaid expenses					
a) Insurance					
b) Other expenses					
Prepaid expenses for computer Network & Band	-	-	-	-	-
5. Deposits					
a) Telephone					
DET -Durgapur for Telephone	-	-	-	-	-

b) Lease Rent	-	-	-
c) Electricity	-	-	-
d) AICTE, if applicable	-	-	-
e) MCI, if applicable	-	-	-
f) Others (to be specified)			
DSP- Preparation of College Oval ground	-	-	-
NICL- For transit insurance	-	-	-
6. Income Accrued			
a) On Investment from earmarked/ endowment fund			
Accrued Interest on Invst.-Corpus Fund	1,030,051.00		4,892,774.00
Accrued Interest on Invst.-Depreciation fund	-		1,141,264.00
Accrued Interest on Investment- Donation Anirvan Mond	14,845.00		12,610.00
Accrued Interest on Investment- Student aid Fund	43,504.00		129,952.00
Accrued Interest on Invst.-Maint Fund	-		364,308.00
Accrued Interest on Invst.-Staff Dev Fund	-		1,605,637.00
ACCRUED INTEREST ON INVESTMENT-DONATION AM DAS	7,473.00		5,877.00
ACCRUED INTEREST ON INVESTMENT-DONATION DM SEN	32,537.00		14,489.00
ACCRUED INTEREST ON INVESTMENT- BULK	81,609,457.00		
b) On investment-others			
Accrued Interest on Invst.-Pension aid fund	581,937.00		4,814,167.00
Accrued Interest on Invst.-General Fund	18,620,688.00		47,356,572.00
c) On loans and advances			
d) Others (includes income due unrealized Rs....)		101,940,492.00	60,337,650.00
7. Other receivables			
a) Sales Tax and works contact Tax	33,155.46		33,155.46
b)Projects Namami Gange	15,101.00		15,101.00
c)Project - MOES HILLIUM Project	4,471,998.00		4,471,998.00
d) TEQIP-II	415,500.00		415,500.00
e)Income Tax TDS/TCS Refundable	2,991,546.46		2,991,939.46
f)Receivable from NPS to 1A Rec.	-		-
g) Project Ramalingswami Fellow	371,494.00		371,494.00
h)Project Other	301,509.00	8,600,303.92	160,431.00
8. Claims Receivable		-	-
TOTAL		271,768,133.82	270,246,527.78

SCHEDULE TO RECEIPTS AND PAYMENT ACCOUNTS

Particulars	Amount (In Rs.)	
	Current Year	Previous Year
I. Opening Balances		
a) Cash Balances	-	-
b) Bank Balances		
i. In Current Account		
SBI 1A Rec A/c	2,197,277,769.46	2,020,437,083.28
ii. In Deposit Account		
SBI College Caution Money	8,687.82	8,687.82
SBI New Pension Scheme Bank A/c	-	-
	8,687.82	8,687.82
iii. In Savings Account		
SBI, GPF Savings Bank A/c	-	-
SBI Pension & Gratuity Sav. Bank A/c	1,068,971.36	21,732,957.36
Canara Bank Savings Bank A/c No-5494	2,036,810.60	1,978,781.60
Canara Bank Extn. Counter Savings Bank A/c 8569101000352	4,478,958.52	49,337,026.08
Canara Bank A/c No-1111	173,422.00	168,484.00
Canara Bank A/c No-1113	298,327.00	289,830.00
Canara Bank A/c No-1114	202,500.00	196,733.00
Canara Bank A/c No-1115	354,654.00	344,553.00
Canara Bank TEQIP-I	266,249.00	258,666.00
RBI A/C No- 10680001001	47,168,503.00	972,242.00
SBI A/C No- 18679(CEP NIT DURGAPUR)	9,232,356.03	
	65,280,751.51	75,279,273.04

II. Grants Received		Current Year	Previous Year
a) From Government of India			
GRANT IN AID - GOI - PLAN		184,400,000.00	219,100,000.00
GRANT IN AID - GOI - NON PLAN		1,566,715,159.00	1,586,064,622.00
		1,751,115,159.00	1,805,164,622.00

b) From State Government - -

c) From other sources (details) - -

III. Academic Receipts		Current Year	Previous Year
REGISTRATION FOR PHD		723,500.00	32,300.00
CCB COUNSELLING (CSAB)		-	15,000.00
TUTION FEES		309,609,504.00	312,835,203.00
INSTITUTE FEES		70,253,900.42	66,580,543.71
MIGRATION FEES		-	5,500.00
EDUCATION VERIFICATION		325,250.00	277,626.00
ADMISSION FEES		-	-
REGISTRATION FEES		59,000.00	21,830.00
HOSTEL FEES FROM STUDENTS		22,971,038.00	32,417,807.00
LIBRARY CHARGES FROM STUDENTS		33,365,719.00	5,507,700.00
TRANSCRIPTION FEES		-	2,000.00
		437,307,911.42	417,695,509.71

IV. Receipts against Earmarked/ Endowment Funds

DONATION- SM CHANDA ENDOWMENT FUND	1,933.00	200,000.00
	1,933.00	200,000.00

V. Receipts against Sponsored Projects/ Schemes

	Current Year	Previous Year
SRCC	2,925,550.00	5,205,281.00
PROJECT OTHERS	-	197,863.00
	2,925,550.00	5,403,144.00

VI. Receipts against sponsored Fellowships and Scholarships	Current Year	Previous Year
OTHER SCHOLARSHIP	79,168.00	6,027,633.50
SCHOLARSHIP TO INSTITUTE RESEARCH SCHOLAR	119,070.00	13,758,420.00
SCHOLARSHIP M TECH	425,821.00	7,800.00
	624,059.00	19,793,853.50

VII. Income on Investments from:	Current Year	Previous Year
a) Earmarked/ Endowment Funds		
CORPUS FUND(INSTITUTIONAL)	232,454.00	168,324.00
MAINTENNANCE FUND	2,640,397.00	-
STAFF DEVELOPMENT FUND	2,566,570.00	-
DEPRECIATION FUND	2,690,635.00	-
STUDENT AID FUND	132,064.00	-
CEP NIT DURGAPUR FUND	2,994,303.66	-
	11,256,423.66	168,324.00

b) Other Investments		
INTEREST ON GPF GENERAL FUND INVESTMENT	23,391,357.00	17,695,583.00
INTEREST ON PENSION AID FUND INVESTMENT	6,209,689.00	56,424,137.00
INTEREST ON GENERAL FUND INVESTMENT	79,447,137.00	1,592,320.00
INTEREST ON MISC FUND	270,188.00	-
INVESTMENT GENERAL FUND	843,566,445.00	46,756,832.00
INVESTMENT IN GENERAL PROVIDENT FUND	233,122,716.00	78,850,943.00
INVESTMENT ON PENSION AID FUND	89,525,513.00	-
INVESTMENT MESS CAUTION MONEY	3,503,676.00	-
INTEREST ON INVESTMENT CORPUS FUND	4,482,624.00	-
INVESTMENT CORPUS FUND	88,415,691.00	-
INVESTMENT DONATION(S M CHANDA)	200,000.00	-
INVESTMENT MAINTENANCE FUND	66,230,784.00	-
INVESTMENT STUDENT AID FUND	3,147,138.00	-
INVESTMENT NIMCET	262,166.00	-
INVESTMENT STAFF DEVELOPMENT FUND	67,624,768.00	-
INVESTMENT DEPRECIATION FUND	62,365,109.00	-
INTEREST ON STUDENT AID FUND	129,952.00	-
INTEREST ON MAINTENANCE FUND	364,308.00	-
INTEREST ON STAFF DEVELOPMENT FUND	1,605,637.00	-
INTEREST ON DEPRECIATION FUND	1,141,264.00	-
	1,575,006,162.00	201,319,815.00

VIII. Interest received on	Current Year	Previous Year
a) Bank Deposits		
INTEREST FROM TEQIP-I BANK/FD A/C	-	7,583.00
INTEREST ON BANK A/C- CANARA EXTN	1,875,143.00	1,724,608.00
	1,875,143.00	1,732,191.00
b) Loans and advances	-	-
c) Saving Bank accounts		
INTEREST ON SAVINGS BANK-GPF	-	-
INTEREST ON SAVINGS BANK-PENSION A/C	24,726.00	131,654.00
INTEREST ON SAVINGS ACCOUNT	95,273,812.49	60,085,864.00
INTEREST ON SAVINGS BANK- CANARA BENACHITY	59,636.00	58,029.00
INTEREST ON SAVINGS BANK- NEW PENSION	-	-
INTEREST ON SAVINGS A/C DEPRECIATION FUND	29,208.00	8,497.00
INTEREST ON SAVINGS A/C CORPUS FUND	5,070.00	4,938.00
INTEREST ON SAVINGS A/C STAFF DEV	10,384.00	10,101.00
INTEREST ON SAVINGS A/C MAINT FUND	5,922.00	5,767.00
INTEREST ON SAVINGS A/C CEP NIT DURGAPUR	288,334.00	-
	95,697,092.49	60,304,850.00

IX. Investments encashed	Current Year	Previous Year
CTD/RD	-	402,239.00

X. Term Deposits with Scheduled banks encashed	-	-
---	---	---

XI. Other Income (including Prior Period Income)	Current Year	Previous Year
GUEST HOUSE INCOME	2,137,279.02	1,537,774.00
ELECTRIC CHARGES FROM STAFF	2,503,056.00	2,213,096.00
PENAL CHARGES	26,217.00	-
WATER CHARGES RECOVERED	62,808.00	92,777.41
SALE OF TENDER, APPLICATION FORM, XEROX COUPON	1,748,500.00	34,120.00
LIQUIDATED DAMAGES	15,475.00	46,090.00
GARRAGE RENT	780.00	840.00
ELECTRIC CHARGES AND COLLECTION OF ROOM RENT	2,541,212.46	3,896,007.39
ASSESSED RENT/LICENCED FEES FROM STAFF	1,245,193.00	1,116,418.00
INCOME FROM TESTING AND CONSULTANCY	503,198.00	356,800.00
TESTING AND CONSULTANCY ACCOUNT	93,360.00	672,939.00
STAFF CAR USES CHARGES	5,600.00	-
	10,882,678.48	9,966,861.80

XII. Deposits and Advances	Current Year	Previous Year
EMD/SD FOR SUPPLIER	5,487,641.00	2,863,518.74
ADVANCE FOR COMPUTER TO EMPLOYEES	143,812.00	158,482.00
ADVANCE FOR HOSTEL EMPLOYEES	-	1,600.00
ADVANCE FOR SCOOTER / BI-CYCLE	8,750.00	62,961.00
TAMAL TARU GHOSH	-	105.00
ANIRUDDHA MONDAL, PHYSICS DEPTT	18,526.00	30,000.00
HIROK CHOWDHURY	-	3,145.00
TAMAL MONDAL	-	173,894.00
MANOJ KUMAR OZHA, AP EES DEPT	3,593.00	9,840.00
BARNALI MAJI, BIOTECH	-	19,116.00
ASISH MUKHERJEE	-	18,240.00
CO-OP CREDIT SOCIETY LTD	8,973,652.00	6,971,177.00
SANKAR CHANDRA MOI	-	7,492.00
BALA KRISHNA NAGRAJAN	-	28,478.00
SANDIP MOMDAL, EES	-	9,543.00
SOUMYA SEN SHARMA, REGISTRAR	-	36,464.00
SECURITY DEPOSIT FROM CONTRACTORS	-	163,704.00
SUDIPTA KUMAR DAS	-	-
SUMANTA ROY, EEC	-	-
HILLOL MUKHERJEE , PTI	77,368.00	29,524.00
IRFAN AHMED EE DEPTT	44,635.00	-
INDRANIL BHATTACHARYA	14,390.00	-
JAYA SIKDER, CHEMICAL ENGG	6,143.00	-
ABHIRAM HENS	168,000.00	-
DEBASIS CHATTERJEE	891.00	-
SUSMITA DUTTA, CHEMICAL	562,627.00	-
CHIRANJIB KOLEY	4,785.00	-
GOBINDA MISHRA	4,700.00	-
BIMAL DAS	168,000.00	-
PRASENJIT CHOUDHURY	300,370.00	-
TANMOY HALDER	1,210.00	-
AMAR HARI, UDA	220.00	-
SUBRATA NANDI	57,067.00	-
BALA KRISHNA NAGRAJAN	47,023.00	-
IMP.ADV.- HILLOL MUKHERJEE, PTI	111.00	6,772.00
IMP.ADV.-ANIRBAN SARKAR, DCA	-	2,700.00
IMP.ADV.-ASIT KUMAR, JT REGISTRAR(ESTB)	1,422.00	4,782.00
IMP.ADV.-CHINTA MANI MISHRA WARDEN HALL-4	-	7,680.00
IMP.ADV.-DAKSHINA RANJAN KISKU, WARDEN HALL-12	8,500.00	5,473.00
IMP.ADV.-MANAB MALLIK, MME	-	11,340.00
IMP.ADV.-SANDIP MOMDAL, EES	-	283.00
IMP.ADV.- KALLOL KHAN, ASSO. PROF OF ME	-	220.00
IMP.ADV.- BARNALI MAJI, BIOTECH	-	2,210.00
IMP.ADV.-MANAS KUMAR MANDAL, ASSO PROF OF MME DEPT AND CHIEF WARDEN.	8,867.00	3,011.00
IMP.ADV.-TAMAL MONDAL	5,630.00	3,495.00
IMP.ADV.-KAUSHIK MANDAL, HOD DMS	-	981.00
IMP. ADV.- DEEPAK KUMAR, WARDEN -HALL-2	79.00	5,370.00
IMP.ADV.-KALYAN ADHIKARI, HOD EES DEPT.	58.00	3,552.00
IMP.ADV.-SAYON BHATTACHERJEE, ASST. REGISTRAR, SW.	240.00	2,336.00
IMP.ADV.-TANMOY KUMAR SAHA	-	214.00
IMP.ADV.-DEBJANI DUTTA	9053	3,810.00
IMP.ADV.-LAKSHMI KANTA DEY, HOD MATHEMATICS DEPT.	-	11,350.00
IMP.ADV.-DHRUBAJYOTI ROY	-	191.00
IMP.ADV.-B NAGRAJAN	684	284.00
IMP.ADV.-BIMAL DAS, WARDEN HALL-09.	-	1,025.00
IMP.ADV.- JOYDEEP BANERJEE	-	114.00
IMP.ADV.-ABHIRAM HENS CHE DEPT.	85	810.00
IMP.ADV.- PATHIK KUMBHAKAR	1642	818.00
IMP.ADV.-AMIYA KUMAR SARDAR, AR HOSTEL, WARDEN COUNCIL	-	6,168.00
IMP.ADV.-AMITA BARIK, ASST. PROF. BIO TECH DEPT. AND WARDEN HALL-13	-	120.00
IMP. ADV SUBHASH GHOSAL	366	-
IMP. ADV BIMAN KUMAR SAHA ROY	5319	-
IMP. ADV SUTANUKA BANERJEE	4016	-
IMP. ADV RAJIB GHOSH CHAUDHURI	7507	-
IMP. ADV SUPRIYA BERA	2237	-
IMP. ADV DEBASISH MANDAL	4885	-
IMP. ADV SANDIP MOMDAL	7134	-
IMP. ADV SEEMA SARKAR, MATH	6467	-
IMP. ADV ARIYAJYOTI GOSWAMI	1946	-
IMP. ADV NANDA DULAL	57	-
	16,169,708.00	10,672,392.74

XIII. Miscellaneous Receipts including Statutory Receipts	Current Year	Previous Year
GST/ GOODS & SERVICE TAX	9,747,146.96	5,256,973.67

XIV. Any other Receipts	Current Year	Previous Year
HEFA PRINCIPAL LOAN	457,561.00	-
SERVICE TAX AND EDUCATION CESS	-	-
CONFERENCE AND SEMINAR	-	450,899.00
GROUP INSURANCE	211,840.00	593,935.00
FRATERNITY	91,800.00	-
HOSTEL EMPLOYEES WELFARE A/C	-	-
MISC. RECEIPTS	-	298,493.00
OTHER RECEIPT	-341,110.30	3,756,196.00
PAY AND ALLOWANCE(NPS SUBSCRIPTION)	-	31,842,840.00
PAY AND ALLOWANCE(NPS CONTRIBUTION)	-	44,388,739.00
NEW PENSION SCHEME(SBI Bank)	-	11,171,132.00
NEW PENSION SCHEME(SBI Bank)	-	-
INCOME TAX	173,010,401.00	145,240,767.00
PAY AND ALLOWANCE(GPF SUBSCRIPTION)	4,833,318.00	69,445,882.00
GPF LOAN	58,070.00	-
PROVISIONAL CERTIFICATE FEES	-	1,000.00
PROFESSIONAL TAX	905,000.00	-
CPWD ADVANCE(COMPLETED PROJECT)	26,440,342.00	-
	205,667,221.70	307,189,883.00

Particulars	Amount (In Rs.)	Amount (In Rs.)
I. Expenses	Current Year	Previous Year
a) Establishment Expenses		
GPF FINAL PAYMENT	15,866,622.00	-
OUTSTANDING SALARIES AND OTHERS	33,150,132.00	73,809,695.00
EPF CONTRIBUTION TO HOSTEL EMPLOYEES	296,135.00	611,836.00
PROFESSIONAL TAX	836,200.00	790.00
NEW PENSION SCHEME (SBI Bank)	-	76,085,724.00
PENSION SUBSCRIPTION	-	637,054.00
PENSION AND GRATUITY CHARGES	238,054,041.00	204,546,788.00
LEAVE SALARY	13,260,555.00	14,293,210.00
LTC EXPENDITURE (NER)	-	50,988.00
LTC EXPENDITURE (ALL INDIA)	2,036,266.00	6,342,271.00
LTC EXPENDITURE (J AND K)	134,520.00	253,330.00
TRAINING AND UPGRADATION OF STAFF	31,851.00	66,687.00
STAFF AMENITIES	50,000.00	-
PAY AND ALLOWANCE - HOSTEL EMPLOYEES	2,676,755.00	4,474,764.00
PAY AND ALLOWANCE	914,266,348.00	714,575,586.00
MEDICAL REIMBURSEMENT TO STAFF	10,966,262.00	15,650,358.00
TA TO STAFF	1,770,160.00	5,698,026.00
CHILDREN EDUCATION ALLOWANCE	4,326,858.00	5,951,847.00
LTC EXPENDITURE (HOME)	241,058.00	42,139.00
FACULTY PROFESSIONAL DEVELOPMENT	5,613,086.00	8,058,377.00
DAILY WAGES/CONTRACT WORKERS	745,474.00	1,754,704.00
	1,244,322,323.00	1,132,904,174.00
b) Academic Expenses		
TESTING AND CONSULTANCY ACCOUNT	-	865,720.00
CCB COUNSELLING (CSAB)	-	15,000.00
INSTITUTE FEES	20,000.00	
TUTION FEES	11,505,104.00	16,658,632.00
INSURANCE CHARGES FOR STUDENTS	-	-
REGISTRATION FEES	5,822,140.00	4,645,605.00
ADMISSION FEES	-	-
HOSTEL FEES FROM STUDENTS	1,848,250.00	6,993,900.00
CONVOCATION A/C	445,680.00	2,419,380.00
INTER NIT MEET	818,178.00	395,299.00
LIBRARY JOURNAL	13,570.00	13,869.00
STUDENTS AMENITIES	-	460,320.00
CELEBRATION OF INDEPENDANCE AND REPUBLIC DAY	93,631.00	99,490.00
CELEBRATION OF COLLEGE WEEK	1,458,273.00	179,000.00
EXAMINATION EXPENDITURE	908,791.00	7,076,062.82
CONFERENCE AND SEMINAR	286,677.00	801,869.00
TRANSCRIPTION FEES	2,500.00	
	23,222,794.00	40,624,146.82

c) Administrative Expenses

HEFA INTEREST A/C	10,015,159.00	4,264,622.00
GARBAGE BIN	-	-
CONSUMABLE CHARGES	414,627.00	3,788,217.00
DEPT. OPT COST-ECE	215,652.00	293,776.00
DEPT. OPT COST-DEAN (STUDENT WELFARE)	-	96,386.00
DEPT. OPT COST-ADMINISTRATIVE	1,367.00	24,937.00
CELL AT NEW DELHI	352,700.00	700,000.00
DEPT. OPT COST-HALL-9	28,810.00	15,000.00
DEPT. OPT COST-HALL-1	14,835.00	11,420.00
DEPT. OPT COST-HALL-4	29,450.00	15,000.00
DEPT. OPT COST-HALL-11	42,704.00	43,147.00
DEPT. OPT COST-HALL-13	30,000.00	52,656.00
DEPT. OPT COST-HALL-14	14,979.00	44,566.00
DEPT. OPT COST-HALL-5	73,445.00	-
DEPT. OPT COST-CEC	9,797.00	-
DEPT. OPT COST-DMS	9,944.00	14,879.00
DEPT. OPT COST-REGISTRAR OFFICE	55,624.00	108,708.00
FACULTIES AMENITIES	-	99,249.00
AUDIT FEES	824,180.00	1,332,255.00
OUTSOURCING	144,752,654.00	168,122,506.00
CLEANING- OUTSOURCING	-	292,500.00
TA AND REMU. TO VISITING LECTURER	1,458,727.00	2,438,171.00
DEPT. OPT COST-ESTATE	276,455.00	745,779.00
TELEPHONE CHARGES	929,722.00	871,891.00
DEPT. OPT COST-INTERNAL TELEPHONE	19,966.00	49,766.00
AMBULANCE CHARGES	1,051,421.00	1,801,038.00
COMPUTER NETWORK AND BANDWIDTH	5,781,032.00	6,271,936.00
ACCREDITATION OF ENGINEERING COURSES	-	1,310,004.00
TA AND REMUNERATION TO EXPERT/BOARD MEM	1,298,556.00	1,439,144.00
DEPT. OPT COST-CSE	117,673.00	339,212.00
MISC. EXPENSES	185,702.00	1,174,987.00
DEPT. OPT COST-PHYSICS	47,836.00	116,913.00
DEPT. OPT COST-DEAN (RESEARCH AND CONSULTANCY)	9,700.00	10,000.00
DEPT. OPT COST-COMPUTER CENTRE	19,564.00	84,706.00
WATER CHARGES TO DSP	-	186,648.00
ADVERTISEMENT EXPENSES	1,209,943.00	241,503.00
BANK CHARGES, COMMISSION AND INTEREST	39,023.18	145,350.83
DEPT. OPT COST-LIBRARY	107,748.00	77,760.00
DEPT. OPT COST- DEAN(ACADEMIC RESEARCH)	9,563.00	39,405.00
POSTAGE AND TELEGRAPH	74,765.00	180,110.00
CONTINGENCY TO INSTITUTE RESEARCH SCHOLAR	41,257,555.00	13,593,137.00
DEPT. OPT COST-WORKSHOP	128,240.00	83,089.00
DEPT. OPT COST-STORES	109,050.00	68,648.00
PRINTING AND STATIONERY A/C	560,636.00	1,117,045.00
DEPT. OPT COST-ACADEMIC SECTION	88,488.00	110,380.00
INSURANCE CHARGES	8,665,004.00	2,744,834.00
DEPT. OPT COST-FACULTY WELFARE	-	7,322.00

DEPT. OPT COST-WARDEN	8,323.00	237,898.00
DEPT. OPT COST-CIVIL ENGG	104,762.00	67,169.00
DEPT. OPT COST-MME DEPT	157,045.00	142,306.00
DEPT. OPT COST-DIRECTOR OFFICE	67,862.00	58,256.00
UPGRADATION OF INSTITUTE AUTOMATION	501,300.00	2,702,374.00
DEPT. OPT COST-CHEMICAL	70,871.00	255,448.00
DEPT. OPT COST-BIO TECH	49,493.00	320,220.00
FUEL FOR DG SET	111,132.00	683,760.00
LEGAL EXPENSES	1,590,073.00	4,939,140.00
DEPT. OPT COST-PTI	-	26,590.00
DEPT. OPT COST-CHEMISTRY (PG)	-	9,766.00
MEMBERSHIP OF PROFESSIONAL SOCIETY	180,115.00	45,630.00
OFFICE EXPENSES	178,216.00	460,045.00
DEPT. OPT COST-DIRECTOR BUNGLOW	-	14,645.00
DEPT. OPT COST-HUMANITIES	28,724.00	138,668.00
DEPT. OPT COST-HALL-2	-	25,083.00
DEPT. OPT COST-PERSONNEL SECTION	87,851.00	233,604.00
DRUGS AND MEDICINE FOR HOSPITAL	525,482.00	2,359,081.00
DEPT. OPT COST-STUDENTS WELFARE	58,268.00	85,448.00
CONSULTANCY WORKS	92,400.00	688,920.00
DEPT. OPT COST-HALL-3	-	11,070.00
HOSTEL EMPLOYEES WELFARE A/C	91,824.00	1,836,474.00
WATER CHARGES EXPENDITURE	-	161,377.00
REMUNERATION TO SPECIALIST (PHYSICIAN)	2,635,033.00	4,599,905.00
EXTRA CURRICULAR ACTIVITIES	2,565,494.00	8,301,063.00
GENERAL STORES MATERIAL	1,297,028.00	1,128,648.00
MEETING EXPENSES	15,103.00	125,790.00
GUEST HOUSE EXPENDITURE	1,574,403.00	2,790,665.00
DEPT. OPT COST-MATHEMATICS	56,687.00	93,925.00
DEPT. OPT COST-MECH ENGG	131,571.00	161,060.00
DEPT. OPT COST-CHEMISTRY	136,604.00	264,440.00
MEDICAL EXPENSES FOR STUDENTS	50,656.00	-
DEPT. OPT COST-ELEC.ENGG.	137,543.00	195,865.00
ELECTRIC CHARGES TO DSP/DVC	48,979,843.00	57,901,389.00
DEPT. OPT COST-AUDIT SECTION	36,675.00	41,364.00
DEPT. OPT COST-EARTH AND ENVIN.SCI	4,410.00	109,955.00
COVID-19 EXPENSES	-	12,750.00
DEPT. OPT COST-ALUMNI AFFAIR OUTREACH	-	19,915.00
DEPT. OPT COST-HALL-12	12,020.00	-
DEPT. OPT COST-MBA	6,788.00	9,982.00
DEPT. OPT COST-ACCOUNTS SECTION	125,906.00	339,665.00
DEPT. OPT COST-SRCC	20,000.00	39,831.00
CAMPUS INTERVIEW	79,391.00	
	282,101,192.18	306,207,786.83
d) Transportation Expenses		
TA AND REGN FOR SEMINAR/CONF. IN INDIA AND AB	187,790.00	94,100.00
TA TO STAFF FOR MEDICAL PURPOSE	31,708.00	64,597.00
HIRE CHARGES OF CAR FROM OUTSIDE	1,916,837.00	3,661,973.00
	2,136,335.00	3,820,670.00

Particulars	Amount (In Rs.)	Amount (In Rs.)
I. Expenses	Current Year	Previous Year
a) Establishment Expenses		
GPF FINAL PAYMENT	15,866,622.00	-
OUTSTANDING SALARIES AND OTHERS	33,150,132.00	73,809,695.00
EPF CONTRIBUTION TO HOSTEL EMPLOYEES	296,135.00	611,836.00
PROFESSIONAL TAX	836,200.00	790.00
NEW PENSION SCHEME (SBI Bank)	-	76,085,724.00
PENSION SUBSCRIPTION	-	637,054.00
PENSION AND GRATUITY CHARGES	238,054,041.00	204,546,788.00
LEAVE SALARY	13,260,555.00	14,293,210.00
LTC EXPENDITURE (NER)	-	50,988.00
LTC EXPENDITURE (ALL INDIA)	2,036,266.00	6,342,271.00
LTC EXPENDITURE (J AND K)	134,520.00	253,330.00
TRAINING AND UPGRADATION OF STAFF	31,851.00	66,687.00
STAFF AMENITIES	50,000.00	-
PAY AND ALLOWANCE - HOSTEL EMPLOYEES	2,676,755.00	4,474,764.00
PAY AND ALLOWANCE	914,266,348.00	714,575,586.00
MEDICAL REIMBURSEMENT TO STAFF	10,966,262.00	15,650,358.00
TA TO STAFF	1,770,160.00	5,698,026.00
CHILDREN EDUCATION ALLOWANCE	4,326,858.00	5,951,847.00
LTC EXPENDITURE (HOME)	241,058.00	42,139.00
FACULTY PROFESSIONAL DEVELOPMENT	5,613,086.00	8,058,377.00
DAILY WAGES/CONTRACT WORKERS	745,474.00	1,754,704.00
	1,244,322,323.00	1,132,904,174.00
b) Academic Expenses		
TESTING AND CONSULTANCY ACCOUNT	-	865,720.00
CCB COUNSELLING (CSAB)	-	15,000.00
INSTITUTE FEES	20,000.00	
TUTION FEES	11,505,104.00	16,658,632.00
INSURANCE CHARGES FOR STUDENTS	-	-
REGISTRATION FEES	5,822,140.00	4,645,605.00
ADMISSION FEES	-	-
HOSTEL FEES FROM STUDENTS	1,848,250.00	6,993,900.00
CONVOCATION A/C	445,680.00	2,419,380.00
INTER NIT MEET	818,178.00	395,299.00
LIBRARY JOURNAL	13,570.00	13,869.00
STUDENTS AMENITIES	-	460,320.00
CELEBRATION OF INDEPENDANCE AND REPUBLIC DAY	93,631.00	99,490.00
CELEBRATION OF COLLEGE WEEK	1,458,273.00	179,000.00
EXAMINATION EXPENDITURE	908,791.00	7,076,062.82
CONFERENCE AND SEMINAR	286,677.00	801,869.00
TRANSCRIPTION FEES	2,500.00	
	23,222,794.00	40,624,146.82

c) Administrative Expenses

HEFA INTEREST A/C	10,015,159.00	4,264,622.00
GARBAGE BIN	-	-
CONSUMABLE CHARGES	414,627.00	3,788,217.00
DEPT. OPT COST-ECE	215,652.00	293,776.00
DEPT. OPT COST-DEAN (STUDENT WELFARE)	-	96,386.00
DEPT. OPT COST-ADMINISTRATIVE	1,367.00	24,937.00
CELL AT NEW DELHI	352,700.00	700,000.00
DEPT. OPT COST-HALL-9	28,810.00	15,000.00
DEPT. OPT COST-HALL-1	14,835.00	11,420.00
DEPT. OPT COST-HALL-4	29,450.00	15,000.00
DEPT. OPT COST-HALL-11	42,704.00	43,147.00
DEPT. OPT COST-HALL-13	30,000.00	52,656.00
DEPT. OPT COST-HALL-14	14,979.00	44,566.00
DEPT. OPT COST-HALL-5	73,445.00	-
DEPT. OPT COST-CEC	9,797.00	-
DEPT. OPT COST-DMS	9,944.00	14,879.00
DEPT. OPT COST-REGISTRAR OFFICE	55,624.00	108,708.00
FACULTIES AMENITIES	-	99,249.00
AUDIT FEES	824,180.00	1,332,255.00
OUTSOURCING	144,752,654.00	168,122,506.00
CLEANING- OUTSOURCING	-	292,500.00
TA AND REMU. TO VISITING LECTURER	1,458,727.00	2,438,171.00
DEPT. OPT COST-ESTATE	276,455.00	745,779.00
TELEPHONE CHARGES	929,722.00	871,891.00
DEPT. OPT COST-INTERNAL TELEPHONE	19,966.00	49,766.00
AMBULANCE CHARGES	1,051,421.00	1,801,038.00
COMPUTER NETWORK AND BANDWIDTH	5,781,032.00	6,271,936.00
ACCREDITATION OF ENGINEERING COURSES	-	1,310,004.00
TA AND REMUNERATION TO EXPERT/BOARD MEM	1,298,556.00	1,439,144.00
DEPT. OPT COST-CSE	117,673.00	339,212.00
MISC. EXPENSES	185,702.00	1,174,987.00
DEPT. OPT COST-PHYSICS	47,836.00	116,913.00
DEPT. OPT COST-DEAN (RESEARCH AND CONSULTANCY)	9,700.00	10,000.00
DEPT. OPT COST-COMPUTER CENTRE	19,564.00	84,706.00
WATER CHARGES TO DSP	-	186,648.00
ADVERTISEMENT EXPENSES	1,209,943.00	241,503.00
BANK CHARGES, COMMISSION AND INTEREST	39,023.18	145,350.83
DEPT. OPT COST-LIBRARY	107,748.00	77,760.00
DEPT. OPT COST- DEAN(ACADEMIC RESEARCH)	9,563.00	39,405.00
POSTAGE AND TELEGRAPH	74,765.00	180,110.00
CONTINGENCY TO INSTITUTE RESEARCH SCHOLAR	41,257,555.00	13,593,137.00
DEPT. OPT COST-WORKSHOP	128,240.00	83,089.00
DEPT. OPT COST-STORES	109,050.00	68,648.00
PRINTING AND STATIONERY A/C	560,636.00	1,117,045.00
DEPT. OPT COST-ACADEMIC SECTION	88,488.00	110,380.00
INSURANCE CHARGES	8,665,004.00	2,744,834.00
DEPT. OPT COST-FACULTY WELFARE	-	7,322.00
DEPT. OPT COST-WARDEN	8,323.00	237,898.00
DEPT. OPT COST-CIVIL ENGG	104,762.00	67,169.00

DEPT. OPT COST-MME DEPT	157,045.00	142,306.00
DEPT. OPT COST-DIRECTOR OFFICE	67,862.00	58,256.00
UPGRADATION OF INSTITUTE AUTOMATION	501,300.00	2,702,374.00
DEPT. OPT COST-CHEMICAL	70,871.00	255,448.00
DEPT. OPT COST-BIO TECH	49,493.00	320,220.00
FUEL FOR DG SET	111,132.00	683,760.00
LEGAL EXPENSES	1,590,073.00	4,939,140.00
DEPT. OPT COST-PTI	-	26,590.00
DEPT. OPT COST-CHEMISTRY (PG)	-	9,766.00
MEMBERSHIP OF PROFESSIONAL SOCIETY	180,115.00	45,630.00
OFFICE EXPENSES	178,216.00	460,045.00
DEPT. OPT COST-DIRECTOR BUNGLOW	-	14,645.00
DEPT. OPT COST-HUMANITIES	28,724.00	138,668.00
DEPT. OPT COST-HALL-2	-	25,083.00
DEPT. OPT COST-PERSONNEL SECTION	87,851.00	233,604.00
DRUGS AND MEDICINE FOR HOSPITAL	525,482.00	2,359,081.00
DEPT. OPT COST-STUDENTS WELFARE	58,268.00	85,448.00
CONSULTANCY WORKS	92,400.00	688,920.00
DEPT. OPT COST-HALL-3	-	11,070.00
HOSTEL EMPLOYEES WELFARE A/C	91,824.00	1,836,474.00
WATER CHARGES EXPENDITURE	-	161,377.00
REMUNERATION TO SPECIALIST (PHYSICIAN)	2,635,033.00	4,599,905.00
EXTRA CURRICULAR ACTIVITIES	2,565,494.00	8,301,063.00
GENERAL STORES MATERIAL	1,297,028.00	1,128,648.00
MEETING EXPENSES	15,103.00	125,790.00
GUEST HOUSE EXPENDITURE	1,574,403.00	2,790,665.00
DEPT. OPT COST-MATHEMATICS	56,687.00	93,925.00
DEPT. OPT COST-MECH ENGG	131,571.00	161,060.00
DEPT. OPT COST-CHEMISTRY	136,604.00	264,440.00
MEDICAL EXPENSES FOR STUDENTS	50,656.00	-
DEPT. OPT COST-ELEC.ENGG.	137,543.00	195,865.00
ELECTRIC CHARGES TO DSP/DVC	48,979,843.00	57,901,389.00
DEPT. OPT COST-AUDIT SECTION	36,675.00	41,364.00
DEPT. OPT COST-EARTH AND ENVIN.SCI	4,410.00	109,955.00
COVID-19 EXPENSES	-	12,750.00
DEPT. OPT COST-ALUMNI AFFAIR OUTREACH	-	19,915.00
DEPT. OPT COST-HALL-12	12,020.00	-
DEPT. OPT COST-MBA	6,788.00	9,982.00
DEPT. OPT COST-ACCOUNTS SECTION	125,906.00	339,665.00
DEPT. OPT COST-SRCC	20,000.00	39,831.00
CAMPUS INTERVIEW	79,391.00	
	282,101,192.18	306,207,786.83
d) Transportation Expenses		
TA AND REGN FOR SEMINAR/CONF. IN INDIA AND AB	187,790.00	94,100.00
TA TO STAFF FOR MEDICAL PURPOSE	31,708.00	64,597.00
HIRE CHARGES OF CAR FROM OUTSIDE	1,916,837.00	3,661,973.00
	2,136,335.00	3,820,670.00

e) Repairs & Maintenances		
CIVIL MAINTENANCE - STAFF QRTS	-	710,899.00
DEPT. OPT COST-HOSPITAL	-	-
MAINT OF COLLEGE FURNITURE	112,537.00	160,135.00
CONTINGENCY - MAINTENANCE	168,011.00	185,570.00
MAINTENANCE OF ELECTRICAL INSTALLATION	2,494,761.00	8,429,020.00
CONTINGENCY FOR MTECH SCHOLAR	123,719.00	77,812.00
CONTINGENCY FOR MEDICAL UNIT	99,630.00	219,192.00
CIVIL MAINTENANCE - HOSTEL	2,185,967.00	3,023,648.15
ELECTRICAL MAINTENANCE- INST. BLDG	95,903.00	164,111.00
MAINTENANCE OF COLLEGE COMPUTER	-	269,961.00
MAINTENANCE OF COLLEGE EQUIPMENT	13,953,419.00	15,306,695.00
ELECTRICAL MAINTENANCE- STAFF QRTS	-	457,983.00
CIVIL MAINTENANCE- INST. BLDG	937,723.00	9,595,737.00
RENOVATION WORK	677,945.00	-
CONSULTANCY FOR VARIOUS INFRA DEV WORKS	26,400.00	-
	20,876,015.00	38,600,763.15
f) Prior period expenses	-	-

II. Payments against Earmarked/ Endowment Funds	Current Year	Previous Year
HOSTEL EMPLOYEES WELFARE FUND	-	-

III. Payments against Sponsored Projects/ Schemes	Current Year	Previous Year
SRCC	2,373,461.00	8,582,589.00
PROJECT OTHERS	141,078.00	358,294.00
	2,514,539.00	8,940,883.00

IV. Payments against sponsored Fellowships and Schola	Current Year	Previous Year
SCHOLARSHIP TO INSTITUTE RESEARCH SCHOLAR	80,440,946.00	86,779,503.00
SCHOLARSHIP M TECH	29,124,181.00	42,363,357.00
OTHER SCHOLARSHIP	280,462.00	462,237.00
	109,845,589.00	129,605,097.00

V. Investments and Deposits made	Current Year	Previous Year
a) Out of Earmarked/Endowments Funds	-	368,324.00
b) Out of own funds (Investment- Others)		
INVESTMENT- PENSION AID FUND	-	56,424,137.00
INVESTMENT- GENERAL FUND	-	130,309,000.00
INVESTMENT- GENERAL PROVIDENT FUND	-	100,000,000.00
INVESTMENT	3,912,177,362.00	-
CEP NIT DURGAPUR FUND	464,977.50	-
	3,912,642,339.50	286,733,137.00

VI. Term Deposits with Scheduled Banks	Current Year	Previous Year
CTD/RD	1,658,376.00	1,725,738.00

VII. Expenditure on Fixed Assets and Capital Works-in-P	Current Year	Previous Year
a) Fixed Assets		
STUDENT ACTIVITIES CENTRE	15,155.00	560,327.00
CPWD PROJECTS ONGOING	34,200,000.00	27,612,235.00
EQUIPMENT- ESTATE DEPTT	498,500.00	506,574.00
EQUIPMENT- BIO TECH DEPTT	153,186.00	613,060.00
EQUIPMENT- CHEMISTRY DEPTT	-	15,300.00
EQUIPMENT- CSE DEPTT	7,315,521.00	7,105,101.00
EQUIPMENT- ECE DEPTT	-	199,920.00
EQUIPMENT- ELECTRICAL ENGG. DEPTT	200,415.00	393,500.00
EQUIPMENT- GEOLOGY DEPTT	-	1,062,710.00
EQUIPMENT- MATHEMATICS DEPTT	-	317,509.00
EQUIPMENT- MECHANICAL ENGG. DEPTT	884,599.00	183,490.00
EQUIPMENT- CE DEPTT	-	323,250.00
EQUIPMENT- HUMANITIES DEPTT	5,897.00	-
EQUIPMENT - MME DEPTT	2,085,499.00	-
EQUIPMENT FOR INSTITUTE-PLANT MACHINERY	4,700,485.00	38,949,396.00
RESEARCH INITIATION GRANT	-	-
FURNITURE FOR INSTITUTE	5,055,103.00	44,432,974.00
FURNITURE FOR GUEST HOUSE	-	18,964.00
COMPUTERS AND COMPUTER PERIPHERALS FOR IN	3,473,959.00	35,396,674.00
COMPUTER PERIPHERALS FOR COMP CENTRE	18,945,183.00	7,953,735.00
E-BOOKS, E-JOURNAL, DATA BASE	80,916,023.00	82,700,141.00
BLDG. AND OTHER CAPITAL WORKS (A)	-	463,844.00
EQUIPMENT- CHEMICAL ENGG. DEPTT	473,192.00	72,170.00
LIBRARY BOOKS	6,628,903.00	19,349,577.00
COMPUTER SOFTWARE FOR COLLEGE	-	1,338,000.00
CENTRE OF EXCELLENCE	-	-
EQUIPMENT -COMPUTER CENTRE	204,092.00	-
FURNITURE FOR BIOTECH DEPTT	119,920.00	-
EQUIPMENT LIBRARY	4,275.00	-
EQUIPMENT WORKSHOP	43,431.00	-
EQUIPMENT PHYSICS	1,044,761.00	-
	166,968,099.00	269,568,451.00
b) Capital Works-in-Progress		
CPWD PROJECTS ONGOING	-	-

VIII. Other Payments including statutory payments	Current Year	Previous Year
INCOME TAX	150,066,323.00	163,175,146.00
SERVICE TAX	-	797,310.00
GST/ GOODS & SERVICE TAX	11,109,823.00	13,303,486.00
	161,176,146.00	177,275,942.00

IX. Refunds of grants		
	-	-

X. Deposits and Advances	Current Year	Previous Year
EMD/SD FOR SUPPLIER	1,094,760.00	2,325,454.00
AJIT KR BHAGAT, SECURITY OFFICER	292,977.00	76,450.00
ASIT KUMAR, JT. REGISTRAR(ESTABLISHMENT)	-	20,000.00
CO-OP CREDIT SOCIETY LTD	8,124,538.00	7,558,573.00
ABHIRAM HENS CHE DEPT	-	168,000.00
ANIRUDDHA MONDAL, PHYSICS DEPT	35,000.00	30,000.00
ANUP CHOUDHURY, CASH	-	170,000.00
ASISH MUKHERJEE	-	40,980.00
ADITYA PANDEY	-	52,990.00
B NAGRAJAN	-	47,023.00
BALA KRISHNA NAGRAJAN	-	72,478.00
BARNALI MAJI, BIO TECH	-	108,000.00
BIMAL DAS , CHEMICAL ENGG.	-	168,000.00
CHIRANJIB KOLEY	-	5,000.00
DAKSHINA RANJAN KISKU	-	50,000.00
DEBASHISH MANDAL	-	127,722.00
HARSH VARDHAN	-	62,800.00
HIROK CHOWDHURY	-	23,000.00
HILLOL MUKHERJEE, PTI	242,580.00	86,500.00
JAYDEEP HAWLADER	-	96,430.00
LIBRARY CAUTION MONEY (PG)	165,000.00	469,000.00
SHRI KRISHAN RAI	-	45,000.00
SUBHANKAR ROY BARMAN	-	109,300.00
IRFAN AHMED	-	44,635.00
JAYA SIKDER	20,000.00	20,000.00
JITAMANYU CHAKRABORTY	-	20,000.00
KALLOL KHAN	-	21,369.00
KALYAN ADHIKARY	-	29,230.00
MANOJ KR OZHA	66,000.00	50,000.00
PARAG GUHA THAKURTA	-	80,000.00
NILANJAN CHATTARAJ	-	10,000.00
PARTHA SARATHI BHOWMIK	-	49,092.00
S C MOI	-	185,000.00
SEEMA SARKAR	-	25,000.00
SOUMYA SEN SHARMA	-	270,000.00
IMP ADV-SUTANUKA BANERJEE	15,000.00	10,000.00
TAMAL MONDAL	-	443,894.00
TAMAL TARU GHOSH	-	7,000.00
TAPAS DAS	-	100,000.00
SANDIP DAS	100,000.00	85,000.00
SANDIP MONDAL, EES DEPTT	-	45,838.00
SOUMITRA BANERJEE	-	-
MANISH KUMAR JAISWAL	-	35,000.00
JAGANNATH DE MECH ENGG	441,000.00	-
INDRANIL BHATTACHARYA	15,000.00	-
SUBHAMOY CHONGDER	20,000.00	-
JAYDEEP BANERJEE	28,188.00	-
SUSMITA DUTTA, CHEMICAL	1,260,000.00	-

PARIMAL ACHARJEE, EE	111,337.00	-
DEBASIS CHATTERJEE	15,000.00	-
GOBINDA MISHRA	5,000.00	-
NIRMAL MAJHI LIBRARY ASSISTANT	29,700.00	-
AMITA BARIK	15,000.00	-
PRASENJIT CHOUDHURY	600,000.00	-
TANMOY HALDER	20,000.00	-
AMAR HARI	15,000.00	-
RAVI SHANKAR PRASAD	46,300.00	-
DEBJANI DUTTA, BIOTECH	56,376.00	-
SUBRATA NANDI	67,067.00	-
GOPAL CHANDRA PURKAIT	5,000.00	-
JITAMANYU CHAKRABORTY	15,000.00	-
IMP.ADV.- BARNALI MAJI, BIO TECH	-	15,000.00
IMP.ADV.- TAMAL MONDAL	10,000.00	10,000.00
IMP.ADV.-DEBASHISH MANDAL, ASSTT REGISTRAR	10,000.00	10,000.00
IMP.ADV.-SANKAR NARAYAN MAHATO, HOD EE DEPT	20,000.00	20,000.00
IMP.ADV.- JAYDEEP HOWLADER	20,000.00	10,000.00
IMP.ADV.-RAJAT MAHAPATRA	-	-
IMP.ADV.-SANTOSH KR SAHA, TECH OFFICER	10,000.00	10,000.00
IMP.ADV.-UDAY CHANDRA MUKHERJEE, JOINT REGISTRAR	9,993.00	10,000.00
IMP.ADV.-CHINTA MANI MISHRA WARDEN HALL-4	-	15,000.00
IMP.ADV.-JAYA SIKDER	-	20,000.00
IMP.ADV.-GOPINATH HALDER	-	-
IMP.ADV.- KALLOL KHAN, ASSO. PROF OF ME	-	10,000.00
IMP.ADV.-ASIT KUMAR, JT.REGISTRAR (ESTABLISHMENT)	35,000.00	30,000.00
IMP.ADV.-TAPAS KUMAR SAHA	-	10,000.00
IMP.ADV.- AJIT KR BHAGAT, ESTATE	20,000.00	20,000.00
IMP.ADV.-BANHI KUMAR SARKER,SMO MEDICAL UNIT	-	20,000.00
IMP.ADV.-LAKSHMI KANTA DEY, HOD MATHEMATICS	20,000.00	20,000.00
IMP.ADV.-DEBJANI DUTTA, HOD BIOTECHNOLOGY DEPT	20,000.00	20,000.00
IMP .ADV.-ABHIRAM HENS CHE DEPT. -WARDEN HALL	15,000.00	15,000.00
IMP.ADV.-S C MOI, CHEMISTRY	20,000.00	20,000.00
MANAB MALLIK, WARDEN HALL-02	-	15,000.00
IMP.ADV.-SANGHITA BHATTACHARJEE, WARDEN HALL	-	-
IMP. ADV.-MANAS KUMAR MONDAL, CHIEF WARDEN	10,000.00	10,000.00
IMP.ADV.-APARESH DATTA ,ASST. PROF. OF ME AND V	15,000.00	15,000.00
IMP.ADV.-SUPRIYA BERA, HOD MME	20,000.00	20,000.00
IMP.ADV.-SUBRATA NANDI, HOD CSE	20,000.00	20,000.00
IMP. ADV-OINDRILLA MUKHERJEE, WARDEN HALL -10	15,000.00	-
IMP.ADV.-KAUSHIK MANDAL, HOD DMS	10,000.00	10,000.00
IMP.ADV.-SURABHI CHOUDHURI, BIO TECH	-	-
IMP.ADV.-B NAGRAJAN	20,000.00	20,000.00
IMP.ADV.-SUMIT MUKHOPADHYAY	20,000.00	20,000.00
IMP.ADV.-DEBASHISH MANDAL, ASSTT REGISTRAR	-	-
IMP.ADV.-DURBADAL MANDAL, HOD ECE DEPT.	20,000.00	20,000.00
IMP.ADV.-SAYANTARI GHOSH, WARDEN -HALL-8	-	-
ANIRUDDHA BHATTACHARAY	-	15,000.00
IMP.ADV.-A DAS, ASST.REGISTRAR(AUDIT)	20,000.00	20,000.00
IMP.ADV.-ABHIJIT GHOSH, PHYSICS	-	15,000.00

IMP.ADV.-SANDIP MOMDAL, EES	15,000.00	15,000.00
IMP.ADV.-S S THAKUR, EE	20,000.00	20,000.00
IMP.ADV.-SEEMA SARKAR(MONDAL), MATH	15,000.00	15,000.00
IMP.ADV.-PINAKI PAL, HOD MATH	-	-
IMP.ADV.-BIMAL DAS, WARDEN HALL-09.	-	15,000.00
IMP.ADV.- AMIYA KR SAMANTA	-	20,000.00
IMP.ADV.-JITENDRA KUMAR, ASST. LIBRARIAN	-	-
IMP.ADV.-AJIT KUMAR MEIKAP, DEAN (R AND C)	-	-
IMP.ADV.-CHIRANJIB KOLEY, EE DEPT.	-	-
IMP.ADV.- A C MINZ	10,000.00	10,000.00
IMP.ADV.-NANDA DULAL JANA, CSE	15,000.00	15,000.00
IMP.ADV.-SUKDEV SAHOO, PROF.PHYSICS	10,000.00	10,000.00
IMP.ADV.- JOYDEEP BANERJEE	-	20,000.00
IMP.ADV.- BISWAJIT HALDER	-	-
IMP.ADV.-SHOWMEN SAHA	-	-
IMP.ADV.- K C GHANTA	10,000.00	10,000.00
IMP.ADV.-DHRUBAJYOTI ROY	10,000.00	10,000.00
IMP.ADV.-HILLOL MUKHERJEE, PTI	10,000.00	10,000.00
IMP.ADV.-DEEPANWITA DAS, IT	-	-
IMP.ADV.-KALYAN ADHIKARI, HOD EES DEPT.	10,000.00	10,000.00
IMP.ADV.-DAKSHINA RANJAN KISKU, WARDEN HALL-1	10,000.00	15,000.00
IMP.ADV.-SUVAMOY CHONGDER	-	-
IMP.ADV.-ANIRBAN SARKAR, DCA	-	10,000.00
IMP. ADV.-AMIYA KUMAR SARDAR	-	10,000.00
IMP. ADV.-BIMAN KR SAHA ROY	15,000.00	15,000.00
IMP. ADV.-DIPTESH DAS	20,000.00	20,000.00
IMP. ADV.-SAPNA RANWA	-	10,000.00
IMP. ADV.-SAYON BHATTACHARJEE	10,000.00	10,000.00
IMP. ADV.-SUBHASH CHANDRA RANA	20,000.00	20,000.00
IMP. ADV.-TANMOY KR SAHA	15,000.00	15,000.00
IMP. ADV.-KRISHNA PRIYA	-	15,000.00
IMP. ADV.-AMITA BARIK	-	15,000.00
IMP. ADV.-BIBHASH SEN	20,000.00	30,000.00
IMP. ADV.-D R KISKU	-	10,000.00
IMP. ADV.-PATHIK KUMBHAKAR	10,000.00	10,000.00
IMP. ADV.-ARINDAM MODAK	20,000.00	20,000.00
IMP. ADV.-RAJIB GHOSH CHAUDHURI	15,000.00	15,000.00
IMP. ADV.-MANISHA BAL	-	15,000.00
IMP. ADV.-DEEPAK KUMAR	15,000.00	10,000.00
IMP. ADV.-ASIT BARAN PURI	20,000.00	
IMP. ADV.-SUBHAS GHOSAL	15,000.00	
IMP.ADV- TANMAY DE	-	
IMP.ADV- B K SARKAR MED OFFICER	20,000.00	
IMP. ADV HIRENDRA NATH SAMANTA, ASST REGISTRA	10,000.00	
IMP.ADV- MRINAL KANTI MANDAL	10,000.00	
IMP.ADV- ARJYAJYOTI GOSWAMI	15,000.00	
IMP.ADV- MANIKA SAHA	15,000.00	
ADVANCE FOR COMPUTER TO EMPLOYEES	50,000.00	
	13,750,816.00	14,373,758.00

XI. Other Payments	Current Year	Previous Year
GPF BANK (SBI 4913) SUBSCRIPTION	-	69,450,882.00
GROUP INSURANCE	315,180.00	595,806.00
HEFA PRINCIPAL LOAN	-	206,511,690.00
FRATERNITY	-	247,602.00
SALE OF TENDER, APPLICATION FORM, XEROX COUPO	-	106,000.00
	315,180.00	276,911,980.00

XII. Closing Balances	Current Year	Previous Year
a) Cash Balances	-	-
b) Bank Balances		
i. In Current Account		
SBI 1A Rec A/c	386,485,455.57	2,197,277,769.46
ii. In Deposit Account		
SBI College Caution Money	8,687.82	8,687.82
SBI New Pension Scheme Bank A/c	-	-
	8,687.82	8,687.82
iii. In Savings Account		
SBI, GPF Savings Bank A/c	-	-
SBI Pension & Gratuity Sav. Bank A/c	2,642,760.36	1,068,971.36
Canara Bank Savings Bank A/c No-5494	-	2,036,810.60
Canara Bank Extn. Counter Savings Bank A/c 8569101000352	3,837,072.88	4,478,958.52
Canara Bank A/c No-1111	-	173,422.00
Canara Bank A/c No-1113	-	298,327.00
Canara Bank A/c No-1114	-	202,500.00
Canara Bank A/cNo-1115	-	354,654.00
Canara Bank TEQIP-I	270,461.00	266,249.00
RBI A/c No-10680001001	34,019,200.00	47,168,503.00
SBI A/C No- 18679(CEP NIT DURGAPUR)	12,050,016.19	
	52,819,510.43	56,048,395.48


NATIONAL INSTITUTE OF TECHNOLOGY DURGAPUR :: INDIA
NPS TIER - I ACCOUNT

BALANCE SHEET AS AT 31.03.2024


Liabilities		Amount(Rs.)	Current Year	Previous Year	Assets	Current Year	Previous Year
NPS Tier-I Account					NPS Tier-I Account		
Opening Balance					Investment	7,480,928.00	7480928
New Pension Scheme Fund		19,828,182.50			Subscription and Contribution Due	477,089.25	2082487.25
Add: Adjustment during the year		5,029,003.00					
Add: Surplus transfer from Income & Expenditure Account		441,596.00	25,298,781.50	19,828,182.50			
			25,298,781.50	19,828,182.50	Cash at Bank SBI Branch-I	17,340,764.25	10264767.25
			25,298,781.50	19,828,182.50		25,298,781.50	19,828,182.50


Joint Registrar (F&A)

Joint Registrar (Finance & Accounts)
National Institute of Technology
Mahatma Gandhi Avenue
Durgapur-713209 W.B. INDIA


Registrar (I/C)

REGISTRAR (I/C)
NATIONAL INSTITUTE OF TECHNOLOGY
MAHATMA GANDHI AVENUE
DURGAPUR - 713209 (W.B.)




Director


प्रो. अरविंद चौबे / Prof. Arvind Choubey
निदेशक / Director
राष्ट्रीय प्रौद्योगिकी संस्थान दुर्गापुर
National Institute of Technology Durgapur
Durgapur-713209, India

NATIONAL INSTITUTE OF TECHNOLOGY DURGAPUR :: INDIA
NPS TIER - I ACCOUNT
INCOME & EXPENDITURE ACCOUNT FOR THE FINANCIAL YEAR 2023-24

Expenditure	Current Year	Previous Year	Income	Current Year	Previous Year
Interest Credited to Subscriber's Account Bank Charges			Interest Earned on Investment	-	1,072,446.00
Excess of Income over Expenditure	441,596.00	1,251,203.00	Interest on Savings Bank A/c Less: Interest Accrued 31/03/14 interest Accrued but not due	441,596.00	178,757.00
	441,596.00	1,251,203.00		441,596.00	1,251,203.00


Joint Registrar (F&A)

Joint Registrar (Finance & Accounts)
National Institute of Technology
Mahatma Gandhi Avenue
Durgapur-713209 W.B. INDIA


Registrar(I/C)

REGISTRAR (I/C)
NATIONAL INSTITUTE OF TECHNOLOGY
MAHATMA GANDHI AVENUE
DURGAPUR - 713209 (W.B.)




Director
प्रो. अरविन्द चौबे / Prof. Arvind Choubey
निदेशक / Director
राष्ट्रीय प्रौद्योगिकी संस्थान दुर्गापुर
National Institute of Technology Durgapur
Durgapur-713209, India

NATIONAL INSTITUTE OF TECHNOLOGY DURGAPUR :: INDIA
NPS TIER - I ACCOUNT
RECEIPTS & PAYMENTS ACCOUNT FOR THE FINANCIAL YEAR 2023-24

(Amount in Rupees)


Receipts	Current Year	Previous Year	Payments	Current Year	Previous Year
Opening Balance as on 01/04/2023	10,264,767.25	3,888,829.25	Investment Withdrawal/Refund to NSDL	34,266,990.00	70787521.00
NPS Tier-I Account Own Subscription University Contribution	32,634,737.00 56,226,420.00	31,721,461.00 44,364,263.00	Payable to NITD Closing Balance as on 31/03/2024	47,959,766.00 17,340,764.25	11171132.00 10264767.25
Investment Encashed Interest Received on Investment Interest on Savings Bank A/c	- - 441,596.00	11,562,893.00 507,217.00 178,757.00			
	99,567,520.25	92,223,420.25		99,567,520.25	92,223,420.25


Joint Registrar (F&A)

REGISTRAR (F&A)
 NATIONAL INSTITUTE OF TECHNOLOGY
 Mahatma Gandhi Avenue
 Durgapur-713209 W.B. INDIA


Registrar(I/C)

REGISTRAR (I/C)
 NATIONAL INSTITUTE OF TECHNOLOGY
 MAHATMA GANDHI AVENUE
 DURGAPUR - 713209 (W.B.)


Director

प्रो. अरविन्द चौबे / Prof. Arvind Choubey
 निदेशक / Director
 राष्ट्रीय प्रौद्योगिकी संस्थान दुर्गापुर
 National Institute of Technology Durgapur
 Durgapur-713209, India

PROVIDENT FUND ACCOUNT
NATIONAL INSTITUTE OF TECHNOLOGY DURGAPUR INDIA
BALANCE SHEET AS AT 31st MARCH, 2024

Liabilities	Amount (Rs.)	Current Year	Previous Year	Assets	Current Year	Previous Year
GPF/CPF				Investment- GPF/CPF	1,007,940,909.00	713,603,784.00
Opening Balance						
General Provident Fund	451,515,049.48			Int Accrued	-	-
INTEREST ON GPF INVESTMENT	408,965,569.00			Subscription Due	-	-
INTEREST ON SAVINGS BANK- GPF	15,298,191.68			GPF/CPF	-	-
	875,778,810.16			UC due to CPF	-	-
Less: Adjustment during the year	10,816,285.00			NPS-II	-	-
Add: Contributory Provident Fund	97,698,663.00					
Add: Surplus transfer from Income & Expenditure Account	45,328,669.84			Tax recovered from Interest on	-	-
	1,007,989,858.00			Cash at Bank SBI Branch-I	48,949.00	162,175,026.16
Less: Subscription		1,007,989,858.00	875,778,810.16			
		1,007,989,858.00	875,778,810.16		1,007,989,858.00	875,778,810.16

Arvind

Director

श्री. अरविंद चौबे / Prof. Arvind Choubey
निदेशक / Director
राष्ट्रीय प्रौद्योगिकी संस्थान दुर्गापुर
National Institute of Technology Durgapur
Durgapur-713209, India

[Signature]

Registrar(I/C)

REGISTRAR (I/C)
NATIONAL INSTITUTE OF TECHNOLOGY
MAHATMA GANDHI AVENUE
DURGAPUR - 713209 (W.B.)

[Signature]

Joint Registrar (F&A)


Joint Registrar (Finance & Accounts)
National Institute of Technology
Mahatma Gandhi Avenue
Durgapur-713209 W.B. INDIA

PROVIDENT FUND ACCOUNT


NATIONAL INSTITUTE OF TECHNOLOGY DURGAPUR INDIA

INCOME AND EXPENDITURE ACCOUNTS FOR THE FINANCIAL YEAR 2023-2024


Expenditure	(Amount in Rupees)	
	Current Year	Previous Year
Interest Credited to: GPF/CPF	-	3,893,282.00
Institute Contribution NPS Tier-II Account	-	30,915,703.00
Excess of Income over Expenditure	45,328,669.84	7,185.00
	45,328,669.84	34,816,170.00


Director

प्रो. अरविन्द चौबे / Prof. Arvind Choubey
निदेशक / Director
राष्ट्रीय प्रौद्योगिकी संस्थान दुर्गापुर
National Institute of Technology Durgapur
Durgapur-713209, India


Registrar

REGISTRAR (I/C)
NATIONAL INSTITUTE OF TECHNOLOGY
MAHATMA GANDHI AVENUE
DURGAPUR - 713209 (W.B.)


Joint Registrar (F&A)

Joint Registrar (Finance & Accounts)
National Institute of Technology
Mahatma Gandhi Avenue
Durgapur-713209 W.B. INDIA

PROVIDENT FUND ACCOUNT
NATIONAL INSTITUTE OF TECHNOLOGY DURGAPUR INDIA
RECEIPTS AND PAYMENTS ACCOUNTS FOR THE FINANCIAL YEAR 2023-2024

Receipts	Current Year	Previous Year	Payment	Current Year	Previous Year
Opening Balance as on 01/04/2023					
SBI Branch-I	162,175,026.16	126,247,535.16	GPF Withdrawal	56,663,043.00	36,853,625.00
GPF Subscription	55,731,622.00	69,450,882.00	GPF Adv	36,000.00	583,200.00
CPF Subscription	-	-	NPS Tier-II	-	-
GPF Loan Refund	512,670.00	12,967.00	Institute Contribution Withdrawal	-	-
CPF Institute Contribution	-	-	Investment during the year	169,092,855.00	-
NPS Tier-II Account	-	-	Closing Balance	48,949.00	162,175,026.16
Investment Encashed	-	-	SBI Branch-I		
Interest Received	7,421,528.84	3,900,467.00			
	225,840,847.00	199,611,851.16		225,840,847.00	199,611,851.16

Nemp
Joint Registrar (F&A)

Joint Registrar (Finance & Accounts)
 National Institute of Technology
 Mahatma Gandhi Avenue
 Durgapur-713209 W.B. INDIA

Sum
Registrar(I/C)

REGISTRAR (I/C)
 NATIONAL INSTITUTE OF TECHNOLOGY
 MAHATMA GANDHI AVENUE
 DURGAPUR - 713209 (W.B.)

Arvind
Director

प्रो. अरविन्द चौबे / Prof. Arvind Choubey
 निदेशक / Director
 राष्ट्रीय प्रौद्योगिकी संस्थान दुर्गापुर
 National Institute of Technology Durgapur
 Durgapur-713209, India


NATIONAL INSTITUTE OF TECHNOLOGY DURGAPUR


SPONSORED RESEARCH AND CONSULTANCY CELL

Balance Sheet as at 31st March ,2024


(Amount In Rupees)

SOURCES OF FUNDS	Schedule	Current Year	Previous Year
CORPUS/CAPITAL FUND AND LIABILITIES			
CAPITAL FUND	1	31,264,868.79	34,240,088.40
EARMARKED /ENDOWMENT FUNDS	2	3,229,579.40	1,244,362.90
CURRENT LIABILITIES AND PROVISIONS	3	148,278,928.19	120,284,721.47
TOTAL		182,773,376.38	155,769,172.77
APPLICATION OF FUNDS			
		Current year	Previous year
FIXED ASSETS	4		
- Tangible Assets		54,793,476.53	44,239,916.54
- Intangible Assets			
- Capital Work in Progress			
INVESTMENTS FROM EARMARKED/ENDOWMENT FUNDS	5		-
INVESTMENTS - OTHERS	6	120,000,000.00	93,469,335.00
CURRENT ASSETS	7	6,319,408.94	15,923,961.45
LOANS , ADVANCES & DEPOSITS	8	1,660,490.91	2,135,959.78
TOTAL		182,773,376.38	155,769,172.77
CONTINGENT LIABILITIES AND NOTES ON ACCOUNTS	26		


 Deputy Registrar (SRCC)


 Dean(R&C)

Deputy Registrar (SRCC)
 National Institute of Technology Durgapur
 Durgapur-713209, W.B. India


 Dean, Research & Consultancy
 National Institute of Technology
 Durgapur-713209, W.B, India


NATIONAL INSTITUTE OF TECHNOLOGY DURGAPUR


SPONSORED RESEARCH AND CONSULTANCY CELL

Income and Expenditure account for the year ended 31st March ,2024


(Amount In Rupees)

PARTICULARS	Schedule	Current Year	Previous Year
INCOME			
Income from Consultancy Projects	9	18,472,290.84	16,840,360.02
Income from Research Projects	10	5,641,444.51	2,594,631.65
Income form Intellectual Property Right(IPR)	11	-	-
Grant/Subsidies	12	-	-
Income from Investment	13	2,739,411.00	3,469,335.00
Interest Earned	14	171,198.00	2,485,147.00
Other Income	15	5,013,670.46	3,735,983.25
Prior Period Income	16	73,836.61	4,877.00
TOTAL(A)		32,111,851.42	29,130,333.92
EXPENDITURE			
Consultancy Projects Expenditures	17	2,203,541.00	12,571,623.81
Sponsored Projects - Research Expenditure	18	4,157,272.00	3,103,365.30
Staff Payments & Benefits- (Establishment Expense)	19	-	-
Adminstrative and General Expenses	20	9,000,642.83	7,195,369.58
Transportation Charges	21	-	-
Repair & Maintenance	22	-	-
Finance Cost	23	-	-
Depreciation	4	6,004,613.01	3,720,944.44
Other Expenses	24	-	-
Prior Period Expenses	25	5,043,239.92	4,660,036.00
TOTAL(B)		26,409,308.76	31,251,339.13
Balance being excess of Income over Expenditure(A-B)		5,702,542.66	-2,121,005.21
BALANCE BEING SURPLUS/(DEFICIT) CARRIED TO CAPITAL FUND		5,702,542.66	-2,121,005.21


Deputy Registrar(SRCC)


Dean(R&C)

Deputy Registrar (SRCC)
National Institute of Technology Durgapur
Durgapur-713209, W.B. India



Dean, Research & Consultancy
National Institute of Technology
Durgapur-713209, W.B, India

NATIONAL INSTITUTE OF TECHNOLOGY , DURGAPUR


SPONSORED RESEARCH AND CONSULTANCY CELL
RECEIPTS AND PAYMENTS ACCOUNT FOR THE YEAR ENDED 31st March ,2024


(Amount In Rupees)

RECEIPTS	Current Year	Previous Year	PAYMENTS	Current Year	Previous Year
Opening Balance			GST Paid	5,947,440.00	4,731,400.00
a)Cash balances	12,229,947.65	142,267,641.69	TDS Paid	878,025.00	197,123.00
b)Bank balances			Project Fund Payment	29,877,056.07	15,322,900.20
Interest received from Banks	171,198.00	2,485,147.00	Bank Charges Paid	23,854.98	32,183.96
Project Fund Receipts	95,449,852.00	45,995,598.00	Travelling Allowances Other Cost	1,456,597.00	6,635,953.20
NIT Durgapur	-	444.00	Fellowship	19,108,907.00	18,369,540.40
Consultancy and Research Fees	24,753,129.92	25,544,037.00	Consumables	4,292,551.00	5,753,244.68
Workshop	-	500,000.00	Contingencies	2,547,455.00	1,938,943.42
Grant	1,181,000.00	95,577.00	Assets Purchased	16,558,173.00	38,164,490.90
Other Income	1,493,510.00	-	Professional Charges	97,700.00	59,000.00
			Other Payments	8,275,518.51	6,541,375.61
			Investments(Fixed Deposits)	23,791,254.00	90,000,000.00
			Civil Works	107,380.00	49,455.00
			Karyashala	89,997.00	410,003.00
			Consultancy	12,920,159.00	15,284,506.67
			Refund to Funding Agency	3,476,678.07	1,168,377.00
			Closing Balance		
			a)Cash balances		
			b)Bank balances	5,829,891.94	12,229,947.65
Total	135,278,637.57	216,888,444.69	Total	135,278,637.57	216,888,444.69


Deputy Registrar(SRCC)

Deputy Registrar (SRCC)
National Institute of Technology Durgapur
Durgapur-713209, W.B. India


Dean(R&C)

 Dean, Research & Consultancy
National Institute of Technology
Durgapur-713209, W.B, India

Balance Sheet Schedule

SCHEDULE -1

Page-4
(Amount In Rupees)

Capital Fund	Opening balance	Add. During the yr.	Less During the yr.	Closing Balance
Capital Fund	34,240,088.40	5,702,542.66	8,677,762.27	31,264,868.79
Total	34,240,088.40	5,702,542.66	8,677,762.27	31,264,868.79

SCHEDULE -2

Earmarked /Endowment Funds

(Amount In Rupees)

Particulars	Opening balance	Add. During the yr.	Less During the yr.	Closing Balance
Institute Research & Development Fund(IRDF)	823,554.00	1,858,216.00	325,552.00	2,356,218.00
Departmental Promotional Accounts(DPA)	210,404.45	232,276.75	-	442,681.20
Research Management Fund(RMF)	210,404.45	232,275.75	12,000.00	430,680.20
Total	1,244,362.90	2,322,768.50	337,552.00	3,229,579.40

Schedule-3

Current Liabilities and Provisions

(Amount In Rupees)

Particulars	Current Year	Previous Year
Sundry Creditors:		
Amiya Kumar Samanta	157,756.00	460,347.00
Aniruddha Mondal	-	-
Aniruddha Bhattacharya	-	1,017.00
Bitchem Asphalt Technologies	30,000.00	-
Bureau Veritas India Pvt Ltd	270,000.00	-
Central Mechanical Eng Research	13,364.00	-
Department Overhead Shares	4,342,656.73	2,586,044.42
Dilip Kumar Singh Roy	39,720.00	1,797,528.69
Dipankar Sen	-	-
Diptes Das	2,987,000.00	3,649,000.00
Dutta Prints	-	1,790.00
Eastern Coal Fields Ltd	-	1,536,236.00
Essar Oil Gas Exploration	368,160.00	943,410.00
Hindustan Petroleum Corporation Limited	-	1.05
Ins National Institute of Technology	-	532,948.00
Megastruct	39,884.00	-
M/s Keller Ground Eng India Pvt Ltd	15,930.00	-
M/s Umesh Kumar Singh	7,670.00	-
MDI Murshidabad	-	-
N B Sai Prasad	-	1,000.00
Neo Metaliks	-	-
National Rural Infrastructure Developments	115,564.00	-
Nibrain Consultancy Service	14,000.00	14,000.00
NIT Durgapur	228,512.22	-
Project PI Overhead Shares	5,082,152.50	4,187,583.75
Pronab Roy	27,000.00	577,000.00
Puja E F Bricks	-	1,764.00
Rowdra Ghatak	111,250.00	111,250.00
Sandip Kumar Lahiri	-	1.00
Science and Engineering Research Board	211,649.00	211,649.00
Showmen Saha	215,326.27	529,113.66
Shree Rajlaxmi Travels Co	2,436.00	8,142.00
Shyam Sel and Power LTD	18,101.00	18,101.00
Somnath Karmakar	469,000.00	129,167.35
SP Enterprises	-	22,632.00
Stup Conseltants Pvt Ltd.	86,400.00	86,400.00
Supriya Pal	220,000.00	127,560.73
A.K Samanta & Diptesh Das	-	380,000.00
Bandhan Bandhu Majumdar	-	5,250.00
Madan Mohan Ghosh	116,500.00	116,500.00
Raj Fuel Station	23,600.00	-
R P Nanda	743,000.00	240,000.00
Reshmi 6	99,710.00	-
Sabasachi Biswas	129,173.00	129,173.00

Debojyoti De	-	1.00
Majumdar Enterprise	-	0.02
Nayak Tour & Travels	-	9,672.00
S S Solution	64,369.00	5,369.00
Santara Devi	23,777.00	-
Steel Authority of India	19,825.00	0
Sensorziod Pvt Ltd	32,400.00	0
Surajit Chatterjee	-	-
Supriya Bera(Consultant)	-	289.00
Tapabrata Chakraborty	-	444.00
Vaibhavi Lab Products	-	42,876.00
Agni Shanti Buildtech Pvt Ltd	-	100,000.00
Ashok Kumar Dutta	-	73,750.00
Associated Architect & Engg Co-Operative Society	-	4,602.00
Bhavayabharat Infrastructure and Construction	-	127,322.00
Central Board of Irrigation and Power	-	27,000.00
DAV Model School KSTP Asansol	-	0.50
DCS Limited	44,604.00	46,020.00
Girraj Ji Stone Crusher Pvt Ltd	-	118,000.00
Modern Road Makers Pvt Ltd	-	19,942.00
M/S Santosh Sahewala	-	236,000.00
National River Conversation Directorate	-	153,000.00
Scheme for Promotion of Academic & Research Collabor	-	0.04
Techno India Group Public School, Durgapur	-	47,200.00
Vilniaus Gedimino Technikos Universitetas	461,831.00	123,676.00
Stone Media	187,500.00	-
Sudit Sekhar Mukhopadhyay	-	296,847.52
Arun Raj (Fellowship)	15,871.00	-
Rhithuparna D	1,180.00	-
Other Grants & Project	1,189,638.00	-
Azad Travels	3,601.00	-
WB Tourism Development Corporation	11,250.00	62,500.00
Total (A)	18,241,360.72	19,899,120.73
Other Liabilities		
Security Deposit	45,502.97	21,119.00
Karyashala Workshop	-	89,997.00
Provision For Depreciation	-	-
Overhead Fund Utilised	784,455.00	691,357.00
Total (B)	829,957.97	802,473.00
Statutory Liabilities:		
GST Payable	728,626.23	594,455.31
TDS Payable	134,212.71	7,783.70
Total (B)	862,838.94	602,239.01
Fund:		
Project Fund	63,489,304.65	50,518,233.82
Project Fund Utilised (Assets)	64,855,465.91	48,462,654.91
Total (C)	128,344,770.56	98,980,888.73
Grand Total (A+B+C)	148,278,928.19	120,284,721.47

SCHEDULE -6
Investment -Others

(Amount In Rupees)

Particulars	Current Year	Previous Year
Fixed Deposit (140052417450/1)	-	10,392,902.00
Fixed Deposit (140052494355/1)	-	10,391,273.00
Fixed Deposit (140052669038/1)	-	10,388,015.00
Fixed Deposit (140053009379/1)	-	10,383,129.00
Fixed Deposit (140053103350/1)	-	10,381,500.00
Fixed Deposit (140053199057/1)	-	10,379,871.00
Fixed Deposit (140053285031/1)	-	10,378,243.00
Fixed Deposit (140052887788/1)	-	10,384,758.00
Fixed Deposit (140052568529/1)	-	10,389,644.00
Fixed Deposit (140131953340/1)	20,000,000.00	-
Fixed Deposit (145000461961/1)	100,000,000.00	-
Total	120,000,000.00	93,469,335.00

Schedule-7

Current Assets

(Amount In Rupees)		
Particulars	Current Year	Previous Year
Sundry Debtors:		
Ajit Kumar Meikap	-	16,902.00
Amrita Mukherjee	-	35,960.00
Aniruddha Mondal	-	34,609.00
Aniruddha Chandra	3,996.00	2,360.00
Anjan Sen and Associates	-	35,500.00
Ashish Bhattacharjee	-	23,233.00
Barb Bhowan Simeco	-	2,950.00
Binary Centre	-	7,850.00
Biochem	-	18,900.00
Datta Prints	-	26,550.00
Esar Enterprise	-	3,150.00
Eastern Coalfield Limited	286,000.00	-
Frontiers Media	-	51,155.00
Garg Engineering & Construction Private Limited	23,777.00	-
Icon Solution	-	4,248.00
Indrani Sarkar	-	34,500.00
National Council of Science Museum	56,640.00	-
Nirman Construction	39,884.00	-
Interlab Instruments and Equipments	-	14,000.00
Japan Society for Plan	-	78,875.00
MBA Syndicate	-	4,850.00
MS Mukhopadhyay	-	130,098.00
P Enterprises	-	22,632.00
Pratik Chakraborty	-	114,300.00
Promptech Instruments Private Limited	-	92,718.00
Radical Scientific Equipments Private Limited	-	40,000.00
S Ali	-	92,502.00
Shubhadip Atta	-	30,000.00
Sree Rajlaxmi Travels	-	8,142.00
S Saha	-	176,477.00
Sudit Sekhar Mukhopadhyay	-	28,570.00
Switching AVO Electro Power LTD	-	15,360.00
Tata Consultancy(29250)	-	87,750.00
Tech Science Private Limited	-	250,000.00
CGCEL(Rupam Diwedi)	-	29,500.00
Project Director, NHA1 Durgapur	-	1,875,000.00
NIT Durgapur	-	285,152.00
v infosys Solution	-	0.80
S S Enterprise	59,000.00	-
S Karmakar	20,220.00	20,220.00
Total (A)	489,517.00	3,694,013.80
Bank Balances:		
With Schedule Banks:-		
a)Canara Bank A/c No.8569101003197	396,276.94	12,229,947.65
b) Canara Bank Sweep A/c-140102284050	5,433,615.00	-
Total (B)	5,829,891.94	12,229,947.65
Grand Total(A+B)	6,319,408.94	15,923,961.45

SCHEDULE -8

Loan,Advances and Deposits

(Amount In Rupees)		
Particulars	Current Year	Previous Year
TDS Receivable	1,443,001.91	1,237,703.00
ITC Receivable	-	610,891.78
other receipts	217,489.00	287,365.00
Total	1,660,490.91	2,135,959.78

SCHEDULE-4
Depreciation

Depreciation On As 31-03-2024

SL No.	Particulars	Cost of Acquisition	Addition During the Year	Deletion During the year	Total Cost of Acquisition	Opening Depreciation	During the year Depreciation	Total Depreciation	31-03-24	31-03-23
1	Computer & Peripherals	9,543,031.76	75,356.00	-	9,618,387.76	2,415,299.37	1,923,677.55	4,338,976.92	5,279,410.84	7,127,732.39
2	Equipments	34,311,359.14	16,422,321.00	-	50,733,680.14	1,994,170.50	3,805,025.94	5,799,196.44	44,934,483.70	32,317,188.64
3	Machinery	5,080,196.40	-	-	5,080,196.40	508,019.64	254,009.82	762,029.46	4,318,166.94	4,572,176.76
4	Furniture	231,500.00	60,496.00	-	291,996.00	8,681.25	21,899.70	30,580.95	261,415.05	222,818.75
	Total	49,166,087.30	16,558,173.00	-	65,724,260.30	4,926,170.76	6,004,613.01	10,930,783.77	54,793,476.53	44,239,916.34

(Amount in Rs)

SCHEDULE-9**Income From Consultancy Project**

Page-05

(Amount In Rupees)

Particulars	Current Year	Previous Year
Scientific Design Company	4,408,529.84	-
Agni Shanti Buildtech Private Limited	84,746.00	-
Apex Engineering	-	30,000.00
Arun Kumar Mohanty	-	400,000.00
Ashok Kumar Dutta	62,500.00	187,500.00
Bengal Aerotropolis Projects Limited	-	130,000.00
Bhavya Bharat Infrastructure & Construction Private Limited	-	52,008.00
Bivab Developers Private Limited	-	450,000.00
C.B. Enterprise	312,500.00	37,500.00
CE Testing	150,000.00	50,000.00
CGCEL	-	25,000.00
Eastern Coalfield Limited	2,236,000.00	2,625,000.00
EE & SM (C-II) Rajarhat CPWD Kolkatta	128,361.00	39,808.48
ESSAR Oil and Gas Exploration and Production Limited	2,975,000.00	480,000.00
Executive Engineer ISMU Project Division, Dhanbad (CPWD)	-	257,838.00
Executive Engineer ISMU Project Division, Dhanbad (CPWD)	-	59,220.00
Girrajji Stone Crusher Private Limited	100,000.00	200,000.00
Growever Infra Private Limited	-	500,000.00
IDI Infra Private Limited	-	170,000.00
Jawahar Lal Singh	-	65,000.00
Jra Infratech	-	500,000.00
K.M Kumar (Executive Engineer & SM (C-II)	179,354.00	227,661.86
Lloyd Insulation India Limited	-	100,000.00
M/S Metal Craft Engineering	-	87,500.00
M/S R P Mishra & Associates	-	37,500.00
M/S Santosh Sahewalla	600,000.00	875,000.00
MDI Murshidabad	-	2,340.68
National Council of Science Museums	120,000.00	156,640.00
Neo Metaliks Limited	-	364,000.00
NHAI Durgapur	-	1,837,500.00
NHSM Collage Durgapur	350,000.00	-
Indian Railways	50,000.00	-
S S Enterprise	100,000.00	-
Office of the Executive Eng , Murshidabad	98,305.00	-
ODM International School, Durgapur	50,000.00	-
Archopolis	250,000.00	-
West Bengal Tourism Development Corporation	52,966.00	-
SRR Project Private Limited	150,000.00	-
NTPC-Sail	250,000.00	-
Steel Authority of India	1,090,000.00	-
Gannon Dunkerley	107,143.00	-
Gaja Engineering Private limited	2,525,000.00	-
ESI Corporation Regional Office	15,000.00	-
West Bengal State Rural Development Agency	100,000.00	-
S S Consultancy	50,000.00	-

Garg Engineering & Construction Private Limited	29,900.00	-
M/s Anand Raj Construction	200,000.00	-
National River Conservation Directorate	400,000.00	-
NSC Projects Private limited	-	310,872.00
Project Director NHAI Durgapur	-	1,875,000.00
Ram Kripal Singh Construction Private Limited	-	300,000.00
Ranjit & Associates	-	125,000.00
S.S. Solution	343,000.00	750,000.00
Shyam Sel & Power Limited	-	776,000.00
Swami Resorts Private Limited	-	475,000.00
Techno India Group Public School	80,000.00	23,400.00
V.K. Gupta & Associates	75,000.00	300,000.00
Vilniaus Gedimino Technikos Universitetas	548,986.00	167,321.00
Vrinda Engineers Private Limited	200,000.00	212,500.00
Fertis India Pvt Ltd	-	500,000.00
Tata Consultancy	-	1,056,250.00
Others Consultancy	-	22,000.00
Total	18,472,290.84	16,840,360.02

SCHEDULE-10

Income From Research Project

(Amount In Rupees)

Particulars	Current Year	Previous Year
Chatterjee Enterprise	-	7,150.00
Modern Road Makers Private Limited	16,900.00	-
Shaft Sinking & Mine Development Private Limited	98,800.00	-
M/s A & A Enterprise	97,525.50	-
Matrix Fertileses and Chemicals	585,000.00	-
Damodar Enterprise	1,950.00	-
Anjali Construction	46,800.00	-
Ashok Kumar dalmia	48,620.00	-
The Automotive Research Association	20,800.00	-
Sanjoy Paul & Associates	15,226.26	-
M/S Banerjee Enterprise	1,950.00	-
M/S MD Ajad	7,800.00	-
M/s DCS Limited	80,600.00	-
NSC Projects Private Limited	236,700.00	170,300.00
S Enterprise	-	1,950.00
Abhinandan Enterprises	-	1,755.00
Associated Construction and Consultancy	-	240,000.00
B.B.S. Enterprise	-	26,000.00
B.M Construction	46,803.38	3,900.00
Bhavyabharat Infrastructure & Co. Private Limited	107,900.00	91,000.00
Blue Enterprise	-	5,850.00
Captain Steel India Limited	-	96,850.00
Chatterjee Construction	-	5,850.00
Dascon Sourav Commercial Private Limited	-	54,600.00
DAV Model School, KSTP Asansol	-	105,625.00
Deal Magsil	12,500.00	52,702.00
Dutta Enterprise	-	3,510.00

Garg Engineering & Construction Private Limited	251,686.00	22,750.00
Ghosh Construction	-	11,700.00
Ghosh Enterprise	-	1,950.00
Gita Construction	-	39,000.00
Joy Santosi Enterprise	-	35,100.00
Joyous Block & Panels Private Limited	-	31,459.32
K & K Minerals Private limited	107,230.52	66,300.00
Kakali Enterprise	-	201,500.00
M/S Associated Architect & Engg Co-Op Society	25,350.00	3,900.00
M/S Megastruct	46,800.00	48,750.00
M/S NSC Projects Private Limited	19,500.00	66,132.00
Bindal Construction	35,100.00	-
M/s Senco India	33,800.00	-
M/s Shyam Steel Works Private Limited	309,779.60	-
M/s Gurukripa Minerals	13,000.00	-
Baba Udyog	49,400.00	-
Power Grid Corporation of India	13,000.00	-
Shankar Agarwal	97,475.70	-
Panjab National Bank	13,000.00	-
ESI Corporation	13,000.00	-
Altab Febri Art	23,868.00	-
Manas Bhattacharya	5,850.00	-
M B Builders	28,000.00	-
MR Meghnath	11,800.00	-
M/S R K Enterprise	-	5,850.00
Ma Manasa Enterprise	-	39,000.00
Maan Steel & Power Limited	-	1,950.00
Maitan Steel & Power Limited	-	65,000.00
Mangalmoy Gorai	-	9,282.00
Manpasand Cements Private Limited	-	22,100.00
MDI Murshidabad	-	21,059.33
Metcon Water system Private Limited	-	20,917.00
Montecarlo Limited	-	8,644.92
MR Enterprise	21,875.00	13,000.00
MS BM Construction	-	3,900.00
National Institute of Technology Durgapur	-	376.00
NCC Limited	-	52,000.00
Nirman Construction	57,850.00	39,650.00
Techno Mech	6,250.84	-
Kishore Kumar Mondal	62,500.00	-
Goutam Pathak	81,385.00	-
Satyanaran Egnineers Co-operative Society	3,125.00	-
S G Associates	6,250.85	-
Adept Power Private Limited	6,250.00	-
M/s Subhash Infra Engineering Private Limited	389,605.08	-
M/S Friend Enterprise	25,000.00	-
Real Construction	3,125.00	-
Central Public Works Depts	559,832.11	-
OHMS Electrical & Co.	-	11,700.00
OM Traders	-	3,900.00
Orchid Engineers Co-operative Society Limited	-	10,556.00
Orchid Realty	-	3,900.00

P. K. Thakur & Company Limited	-	1,755.00
Paras Nath Singh	13,650.00	89,700.00
Reliable Uniseven Struc Mech (JV)	-	1,950.00
RIC Steel and Power Private Limited	-	3,900.00
RK Construction	-	1,950.00
Royal India Construction	-	39,005.08
S.B Enterprise	-	7,800.00
Sanjay Kumar Upadhaya	-	71,500.00
M/s Santosh Singh	19,173.73	-
Onkar Cooperative Labour	20,832.00	-
M/s Kellers Ground Engineering India Private Limited	13,500.00	-
Indian Oil Corporation	604,500.00	-
Amiya Choudhury	52,917.00	-
S K Datta	20,834.00	-
Maa Laxmi Enterprise	20,834.00	-
Das Enterprise	20,834.00	-
Shyam Set & Power Limited	-	18,200.00
Sing Construction Corporation	-	1,755.00
Sonu & Saroj	1,950.00	89,700.00
SPS Infrabuild Private Limited	-	183,300.00
Sri Ganseh Engineering Works	-	131,300.00
Srijon Nirman	-	1,950.00
Sudhamoy Das	-	3,900.00
Suhana Enterprise	-	1,950.00
Sylvanous Supply Syndicate	-	35,100.00
Tapoban Housing Development Private Limited	-	54,600.00
TESCON	-	52,650.00
Tata Consultancy	975,000.00	-
Triveni Engicons Private Limited	84,055.94	19,048.00
Umesh Kumar Singh	46,800.00	55,250.00
Total	5,641,444.51	2,594,631.65

SCHEDULE -13

Income from investment

(Amount In Rupees)

Particulars	Current Year	Previous Year
Interest From Fixed Deposits	2,739,411.00	3,469,335.00
Total	2,739,411.00	3,469,335.00

SCHEDULE -14

Interest Earned

(Amount In Rupees)

Particulars	Current Year	Previous Year
Interest Received (Canara Bank A/c No.8569101003197)	171,198.00	2,485,147.00
Total	171,198.00	2,485,147.00

SCHEDULE -15**Other Income**

(Amount In Rupees)

Particulars	Current Year	Previous Year
Overhead Income of Projects	4,825,704.00	3,704,983.25
Other Income	187,966.46	-
Fellowship & Manpower	-	31,000.00
Total	5,013,670.46	3,735,983.25

SCHEDULE -16**Prior Period Income**

(Amount In Rupees)

Particulars	Current Year	Previous Year
Project NITD/SRCC/PPG/MATH/2019/16 (48565)	-	2,341.00
Aniruddha Bhattacharya	1017.00	-
Hindustan Petroleum Corporation Limited	1.05	-
N B Sai Prasad	1000.00	-
Majumdar Enterprise	0.02	-
DAV Model school KSTP Asansol	0.50	-
Scheme for Promotion of Academic & Reserch Collabor	0.04	-
Tapabrata Chakraborty	444.00	-
Supriya Bera (Consultant)	289.00	-
Sandip Kumar Lahiri	1.00	-
Debojyoti De	1.00	-
Puja E F Bricks	1764.00	-
Nayak Tour & Travels	9672.00	-
Associated Architect & Engg. Co-Operative Society Limited	4602.00	-
Ankush Acharyya PI Overhead Share	18345.00	-
Dr Anita Pal PI Overhead Share	22000.00	-
Math Departmental Overhead Share	14700.00	-
Project NITD/SRCC/SG/CY/2020/7(165283)	0.00	2536.00
Total	73,836.61	4,877.00

SCHEDULE-17**Consultancy Project Expenditure**

(Amount In Rupees)

Particulars	Current Year	Previous Year
Amiya Kumar Samanta	-	158,726.00
Audit Section Consultancy Project Expenses	90,900.00	-
Dean & Associates Dean (R & C)	363,596.00	-
Dean & Associates Dean (R & C) office	136,349.00	-
Director Office	90,899.00	-
Director Share	454,496.00	-
Finance & Account Section	89,082.00	-
HOD Civil Eng Share	175,632.00	-
HOD Office Chemical Eng	31,657.00	-
HOD Office Civil Eng	58,544.00	-
Registrar & Registrar Office	227,248.00	-
Dilip Kumar Singh Roy	-	401,872.54
Diptesh Das	-	2,970,000.00
Pronab Roy	-	300,000.00
Showmen Saha	-	213,976.27

Somnath Karmakar	-	1,220,000.00
Atul Krishna Banik	-	480,000.00
R P Nanda	-	1,080,000.00
Kalyan Adhikari	-	384,000.00
Supriya Pal	100,286.00	4,059,132.00
Sabyasachi Biswas	-	76,923.00
Samarjit Kar	384,852.00	125,491.00
A.K Samanta & Diptesh Das	-	380,000.00
Showmen Saha & Somnath Karmakar	-	253,646.00
Shalini Das	-	360,000.00
Majumdar Enterprise	-	24,780.00
Biswajit Singh Kapoor	-	10,950.00
Sneha Konar	-	10,950.00
Nightangle	-	19,906.00
Maa Trading	-	6,431.00
SC Das	-	10,200.00
SP Enterprise	-	24,640.00
Total	2,203,541.00	12,571,623.81

SCHEDULE-18

Sponsored Projects-Research Expenditure

(Amount In Rupees)

Particulars	Current Year	Previous Year
Dilip Kumar Singh Roy	-	790,352.78
Pronab Roy	55,500.00	182,000.00
Rowdra Ghatak	750,000.00	810,000.00
Showmen Saha	-	143,140.00
Somnath Karmakar	-	3,000.00
Supriya Pal	2,419,171.00	259,115.00
Supriya Bera	-	289.00
R P Nanda	736,596.00	128,000.00
Diptesh Das	-	17,000.00
Amiya Kumar Samanta	-	299,621.00
Sabyasachi Biswas	196,005.00	57,500.00
Madan Mohan Ghosh	-	116,500.00
Sudip Shekhar Mukhopadhyay	-	296,847.52
Total	4,157,272.00	3,103,365.30

SCHEDULE -20**Administrative and General Expenses**

(Amount In Rupees)

Particulars	Current Year	Previous Year
Interest to Funding Agencies	1,392,866.85	2,997,597.00
Fellowship and Manpower Expenses	332,260.00	-
Other Expenses	414,492.00	-
Project PI and Department Overhead Shares	5,661,044.00	3,299,098.01
Consultancy Charges	-	141,306.00
Office Expenses	202,871.00	80,766.57
Professional Charges	97,700.00	10,620.00
Bank Charges	23,854.98	1,847.00
Post Doctoral Fellowship	303,333.00	301,397.00
Salary for Contractual Employee	505,031.00	311,719.00
Travelling & Conveyance Expenses	64,240.00	17,554.00
Repairing & Maintenance of Equipment	2,950.00	33,465.00
Total	9,000,642.83	7,195,369.58

SCHEDULE-25**Prior Period Expenses**

(Amount In Rupees)

Particulars	Current Year	Previous Year
Apurba Layak PI Overhead Share	-	58,200.00
Bibhas Sen PI Overhead Share	-	76,200.00
Amit kumar Chakraborty PI Overhead Share	-	138,000.00
Ankush Acharyya PI Overhead Share	-	18,345.00
Animesh Dutta PI Overhead	-	256,275.00
Anita Pal PI Overhead Share	36,820.00	-
Aniruddha Mondal PI Overhead Share	-	76,772.00
Apurba Kumar Patra PI Overhead Share	-	150,000.00
Ashish Bhattacharjee PI Overhead Share	-	35.00
Bijoy Kumar Saha PI Overhead Share	-	46,974.00
Chiranjib Koley PI Overhead Share	-	95,122.00
Debojyoti De PI Overhead Share	-	668.00
Durbadal Mandal (ECE) PI Overhead Share	16,384.00	52,916.00
Gopinath Haldar PI Overhead Share	-	2,599.00
Kazi Sufia Khannam PI Overhead Share	-	30,000.00
Laxmi Kanta Dey PI Overhead Share	-	6,228.00
Mamta Dulai Computer Science (PI Share)	-	75,300.00
Manas Kumar Mondal PI Overhead Share	-	45,000.00
Oindrilla Mukherjee PI Overhead Share	-	35.00
Partha Sarathee Bhowmik PI Overhead Share	40,000.00	48,000.00
Parthik Kumbhakar PI Overhead Share	-	4,253.00
Pijush Topadar PI Overhead Share	-	162,139.00
Pinaki Pal PI Overhead Share	-	24,681.00
Rajat Mahapatra PI Overhead Share	-	117,535.00
Rajnarayan Saha PI Overhead Share	-	46,477.00
Sankar Chandra Moi PI Overhead Share	-	99,000.00
Satya Bagchi PI Overhead Share	23,000.00	6,450.00
Sayantari Ghosh PI Overhead Share	-	21,000.00
Shibendu Shekhar Roy PI Overhead Share	28,000.00	91,500.00

Soumen Basu PI Overhead Share	-	73,410.00
Sougata Saha PI Overhead Share	-	14,800.00
Sudip Chattopaddhyay PI Overhead Share	100,000.00	162,063.00
Sudipta Mondal PI Overhead Share	-	45,000.00
Sudip Shekhar Mukhopadhyay PI Overhead Share	-	52,886.00
Sujit Kumar Mondal PI Overhead Share	-	72,000.00
Sujit Sankar Panja PI Overhead Share	-	75,654.00
Sukadev Sahoo PI Overhead Share	-	21,821.00
Supriya Pal Project PI Overhead share	-	39,156.00
Swapna Ranawa PI Overhead Share	-	35,544.00
Tamal Mondal PI Overhead Share	-	36,000.00
Tanmoy Kumar Saha PI Overhead Share	-	59,400.00
Tapas kumar Saha PI Overhead Share	-	17,607.00
Utpal Adhikary PI Overhead Share	-	97,606.00
MS Mukhopadhyay	-	4,038.50
Sandip Kumar Lahiri	-	361,321.00
Dilip Kumar Singh Roy	-	32,035.00
Diptesh Das	-	112,327.00
Amiya Kumar Samanta	-	115,218.00
Avijit Saha	-	9,446.00
Sheru Ali	-	7,144.00
Pronab Roy	-	68,000.00
R P Nanda	-	88,000.00
Sheru Ali	-	4,038.50
Somnath Karmakar	126,823.00	8,077.00
Ajit Kumar Meikap PI Overhead Share	-	22,836.00
Avijit Saha	-	136,234.00
Avijit Saha	-	12,957.00
Amiya Kumar Samanta	-	214,285.00
Dilip Kumar Singh Roy	-	193,931.00
Sheru Ali	-	38,114.00
Amiya Kumar Samanta	-	222,168.00
Diptesh Das	421,790.00	124,250.00
Dilip Kumar Singh Roy	436,526.00	14,534.00
Pronab Roy	231,000.00	14,200.00
Chiranjib Koley	-	10,000.00
Chiranjib Koley	-	25,000.00
Nirmal Kumar Roy(Consultant)	-	25,000.00
Partha Sarathee Bhowmik	-	10,000.00
Sujit Kumar Mondal	-	10,000.00
Aniruddha Bhattacharya	-	10,000.00
Rowdra Ghatak	-	10,000.00
Avijit Saha	40,500.00	20,520.00
Sheru Ali	28,500.00	13,680.00
Amiya Kumar Samanta	476,855.00	25,650.00
Pronab Roy	-	35,150.00
MS Mukhopadhyay	43,812.00	52,308.00
Sumanta Roy	16,199.00	-
Sheru Ali	107,129.00	3,892.00
Madan Mohan Ghosh	-	10,200.00
Supriya Bera (Consultant)	-	3,000.00

Partha Sarthy Banerjee	-	13,200.00
Interlab Instrument & Equipment	14,000.00	-
Project Director , NHAI Durgapur	1,875,000.00	-
Radical Scientific Equipments Pvt Ltd	40,000.00	-
Tech Science Services Pvt Ltd	250,000.00	-
V Infosys Solution	0.80	-
Project NITD/SRCC/LKD/Math/2018/08	0.50	-
Project NITD/SRCC/AC/ECE/2019/30	0.42	-
Project NITD/SRCC/AG/ME/2019/33	0.20	-
Old Project Overhead	100,000.00	-
MK Das	-	10,200.00
Showmen Saha	371,802.00	-
Hemanta Kumar Mondal	17,000.00	-
M S Mukhopadhyay	130,098.00	-
National River Conservation Directorate	72,000.00	-
H Bairagya	-	16,431.00
Total	5,043,239.92	4,660,036.00

SCHEDULE-26 CONTINGENT LIABILITIES and NOTES ON ACCOUNTS.**1. Financials Statement-**

The institute prepared the following Financial Statement i.e. Balance Sheet, Income & Expenditure Account and Receipt & Payment Account for the Periods 2023-24. The format of Accounts prepared as desired by The Ministry of Education (MOE) Government of India in Consultation with Comptroller and Auditor General of India and Approved by the Government of India.

2. Accounting Concept-

The Financial Statement have been prepared under Historical Cost Convention unless otherwise stated and on the Principle of ongoing Concern method.

3. Investment Accounting –

Investment are valued as Cost. Interest receivable on fixed deposits held as investment is accounted for under accrual basis.

4. Fixed Assets Accounting-

Fixed assets are valued at a cost of acquisition inclusive of inward expenses and incidental, condemned and unserviceable assets are Written off and in accounts as and when arise adjusted.

5. Depreciation Accounting-

A. Depreciation has been provided on the fixed assets procured by the institute under Straight Line method and at the following rate

Sl No	Particulars	Rate of Depreciation (p.a)
I.	Building	2%
II.	Plant, Machineries & Equipment	5%
III.	Vehicles	10%
IV.	Furniture & Fixture	7.5%
V.	Office Equipment	7.5%
VI.	Computer Peripherals	20%
VII.	Electricals Installation	5%
VIII.	Library Books	10%
IX.	E-Journals	40%
X.	Computer Software	40%

- B. While providing depreciation, the rates have been considered as specified in the MOE Act. Depreciation is provided for the Whole Year on addition during the year.
6. Balance of net Income / Expenditure transferred from the Income and Expenditure account to Corpus Fund as per the format.
7. Income and Expenditure of Sponsored Research Project, Consultancy has been shown separately in the Income and Expenditure for better presentation of Financial Statement.
8. The previous year's expenses which has been paid this year shown in the books of account as Prior period Expenses.



Deputy Registrar (SRCC)

Deputy Registrar (SRCC)
National Institute of Technology Durgapur
Durgapur-713209, W.B. India



Dean (R & C)

Dean, Research & Consultancy
National Institute of Technology
Durgapur-713209, W.B, India

NATIONAL INSTITUTE OF TECHNOLOGY DURGAPUR
DURGAPUR-713209, WEST BENGAL, INDIA
LIST OF INVESTMENT AS ON 31-03-2024

(Amount in Rupees)

GENERAL FUND (NIT Durgapur Society)

Sl no	Name of the Bank	KD/FD No	Date of Investment	Date of Maturity	Rate%	Principal Amount (Rs.)	Interest (Rs.)	Matured Value (Rs.)
1	SBI	41939494395	23-05-23	23-05-25	7%	10,854,495.00	1,616,037.00	12,470,532.00
2	SBI	41939494601	23-05-23	23-05-25	7%	10,000,000.00	1,488,818.00	11,488,818.00
3	SBI	36962196537	13-09-23	11-12-24	6.80%	7,174,060.00	627,667.00	7,801,727.00
4	SBI *	31798608464	11-04-23	11-04-24	6.80%	15,278,719.00	1,065,748.00	16,344,467.00
5	Canara Bank	8569401001762/2	31-03-24	07-04-27	6.80%	7,652,144.00	1,727,805.00	9,379,949.00
6	SBI	36976480014	23-06-22	22-09-23	6.30%	10,815,002.00	714,028.00	11,548,667.00
7	HDFC BANK Limited	50300538520588	31-07-21	02-08-26	5.50%	15,000,000.00	4,716,932.00	19,716,932.00
8	HDFC BANK Limited	50300538520180	31-07-21	01-08-26	5.50%	15,000,000.00	4,713,962.00	19,713,962.00
9	HDFC BANK Limited	50300538521492	31-07-21	03-08-26	5.50%	11,674,535.00	3,573,511.00	15,248,046.00
10	SBI	41795643995	30-03-23	30-03-25	7.75%	50,000,000.00	8,296,413.00	58,296,413.00
11	CANARA BANK	8569401001314/5	28-05-23	28-05-24	7.00%	392,604.00	28,213.00	420,817.00
12	ALLAHABAD BANK	50508749869	17-11-23	17-08-24	4.75%	566,048.00	20,406.00	586,454.00
13	ORIENTAL BANK OF COMMERCE	3043031080327	28-04-23	28-04-24	6.75%	23,902,689.00	1,654,733.00	25,557,422.00
14	ORIENTAL BANK OF COMMERCE	3043031080334	28-04-23	28-04-24	6.75%	23,909,896.00	1,655,232.00	25,565,128.00
15	SBI	41797479294	31-03-23	31-03-25	7.75%	80,000,000.00	13,274,260.00	93,274,260.00
16	SBI	41536723662	27-12-22	27-12-24	6.75%	309,000.00	44,264.00	353,264.00
					TOTAL-	282,529,192.00		

PENSION & GRATUITY FUND

Sl no	Name of the Bank	KD/FD No	Date of Investment	Date of Maturity	Rate%	Principal Amount (Rs.)	Interest (Rs.)	Matured Value (Rs.)
1	CANARA BANK	8569401001308/5	20-05-23	20-05-24	7.00%	3,068,562.00	220,505.00	3,289,067.00
2	SBI	31086874115	01-08-23	01-08-24	6.80%	1,917,142.00	133,728.00	2,050,870.00
3	SBI	31986875346	13-07-23	13-07-24	6.80%	1,904,430.00	132,841.00	2,037,271.00
4	SBI	31721424363	15-01-24	15-01-25	6.80%	738,136.00	51,488.00	789,624.00
5	CANARA BANK	8569401001309/5	20-05-23	20-05-24	7.00%	3,395,467.00	243,996.00	3,639,463.00
					TOTAL-	11,023,737.00		

INVESTMENT -

(BULK and GENERAL PROVIDENT FUND)

(Amount in Rupees)

Sl no	Name of the Bank	KD/FD No	Date of Invt/	Date of Maturity	Rate%	Amount (Rs.)	Interest (Rs.)	Matured Value
1	SBI	42524822413	15-12-23	15-12-24	7.73%	250,000,000.00	19,892,435.00	269,892,435.00
2	SBI	42525235752	15-12-23	15-12-24	7.73%	334,652,394.00	26,628,204.00	361,280,598.00
3	SBI	42525234952	15-12-23	15-12-24	7.73%	350,002,971.00	27,849,646.00	377,852,617.00
4	SBI	42525233095	15-12-23	15-12-24	7.73%	250,000,000.00	19,892,435.00	269,892,435.00
5	SBI	42525232194	15-12-23	15-12-24	7.73%	250,000,000.00	19,892,435.00	269,892,435.00
6	SBI	42525233970	15-12-23	15-12-24	7.73%	250,000,000.00	19,892,435.00	269,892,435.00
7	SBI	42525231021	15-12-23	15-12-24	7.73%	250,000,000.00	19,892,435.00	269,892,435.00
8	SBI	42525230005	15-12-23	15-12-24	7.73%	250,000,000.00	19,892,435.00	269,892,435.00
9	SBI	42525225948	15-12-23	15-12-24	7.73%	250,000,000.00	19,892,435.00	269,892,435.00
10	SBI	42525221909	15-12-23	15-12-24	7.73%	250,000,000.00	19,892,435.00	269,892,435.00
11	SBI	42525220508	15-12-23	15-12-24	7.73%	250,000,000.00	19,892,435.00	269,892,435.00
12	Canara Bank	145000462172/1	13-02-24	13-02-25	7.85%	100,000,000.00	8,084,123.00	108,084,123.00
13	Canara Bank	145000461918/1	13-02-24	13-02-25	7.85%	256,514,073.00	20,736,913.00	277,250,986.00
14	Canara Bank	145000462144/1	13-02-24	13-02-25	7.85%	209,156,563.00	16,908,473.00	226,065,036.00
15	Canara Bank	145000462233/1	13-02-24	13-02-25	7.85%	850,000,000.00	68,715,043.00	918,715,043.00
16	Canara Bank	140132495484/1	16-02-24	16-02-25	7.8%	80,935,210.00	6,500,013.00	87,435,223.00
17	Canara Bank	145000479720/1	30-03-24	30-03-25	7.85%	175,000,000.00	14,147,215.00	189,147,215.00

Sl no	Name of the Bank	KD/FD No	Date of Investment	Date of Maturity	Rate%	Amount (Rs.)	Interest (Rs.)	Matured Value
1	SBI	10894407558	17-09-23	16-12-24	6.80%	8,704,015.00	763,259.00	9,467,274.00
2	SBI	10894407547	17-09-23	16-12-24	6.80%	8,684,734.00	761,568.00	9,446,302.00
3	ALLAHABAD BANK	50507245900	29-10-23	29-07-24	4.75%	7,518,672.00	271,046.00	7,789,718.00
4	ALLAHABAD BANK	50506479326	28-10-23	28-07-24	4.75%	3,409,807.00	122,923.00	3,532,730.00
5	CANARA BANK	8569401001814/1	17-05-21	21-05-24	5.50%	18,000,000.00	3,218,007.00	21,218,007.00
6	CANARA BANK	8569401001809/1	12-05-21	28-05-24	5.50%	18,000,000.00	3,256,351.00	21,256,351.00
7	CANARA BANK	8569401001807/1	10-05-21	21-05-24	5.50%	18,000,000.00	3,240,374.00	21,240,374.00

8	CANARA BANK	8569401001803/1	06-05-21	08-05-24	5.50%	18,000,000.00	3,211,617.00	21,211,617.00
9	CANARA BANK	8569401001799/1	04-05-21	10-05-24	5.50%	18,000,000.00	3,224,398.00	21,224,398.00
10	CANARA BANK	8569401001792/1	30-04-21	20-05-24	5.50%	18,000,000.00	3,269,130.00	21,269,130.00
11	CANARA BANK	8569401001789/1	28-04-21	13-05-24	5.50%	18,000,000.00	3,253,156.00	21,253,156.00
12	CANARA BANK	8569401001783/1	23-04-21	03-05-24	5.50%	18,000,000.00	3,237,179.00	21,237,179.00
13	CANARA BANK	8569401001778/1	22-04-21	05-05-24	5.5%	17,000,000.00	3,066,389.00	20,066,389.00
14	CANARA BANK	8569401001788/1	27-04-21	05-05-24	5.5%	17,000,000.00	3,051,300.00	20,051,300.00
15	CANARA BANK	8569401001790/1	29-04-21	06-05-24	5.5%	17,000,000.00	3,048,283.00	20,048,283.00
16	CANARA BANK	8569401001796/1	03-05-21	17-05-24	5.5%	17,000,000.00	3,069,407.00	20,069,407.00
17	CANARA BANK	8569401001802/1	05-05-21	19-05-24	5.5%	17,000,000.00	3,069,407.00	20,069,407.00
18	CANARA BANK	8569401001804/1	07-05-21	19-05-24	5.5%	17,000,000.00	3,063,371.00	20,063,371.00
19	CANARA BANK	8569401001808/1	11-05-21	20-05-24	5.5%	17,000,000.00	3,054,318.00	20,054,318.00
20	CANARA BANK	8569401001816/1	18-05-21	23-05-24	5.5%	8,944,351.00	1,600,643.00	10,544,994.00
21	CANARA BANK	145000397329/1	11-09-23	11-09-24	7.55%	107,144,604.00	8,344,786.00	115,489,390.00
22	CANARA BANK	8569401001313/5	28-05-23	28-05-24	7.00%	4,737,494.00	340,431.00	5,077,925.00
23	ALLAHABAD BANK	50506446379	28-10-23	28-07-24	4.75%	11,450,317.00	412,781.00	11,863,098.00
24	ALLAHABAD BANK	50506446787	22-11-23	22-11-24	6.10%	11,826,699.00	738,100.00	12,564,799.00
					TOTAL	5,041,681,904.00		

(Amount in Rupees)

KALYANESWARI DEVI S PALCHOUHDHURY

Sl/ no	Name of the Bank	KD/FD No	Date of Invt/	Date of Maturity	Rate%	Amount (Rs.)	Interest (Rs.)	Matured Value
1	SBI	30589907004	14-09-23	13-12-24	6.80%	174,363.00	15,290.00	189,653.00

CORPUS FUND

Sl/ no	Name of the Bank	KD/FD No	Date of Invt/	Date of Maturity	Rate%	Amount (Rs.)	Interest (Rs.)	Matured Value
1	SBI	36962190422	13-09-23	11-12-24	6.80%	13,792,506.00	1,206,722.00	14,999,228.00
2	SBI	36961110572	13-09-23	11-12-24	6.80%	13,678,758.00	1,196,770.00	14,875,528.00
3	SBI	41797500737	31-03-23	31-03-25	7.00%	168,324.00	25,060.00	193,384.00
					TOTAL-	27,639,588.00		

(Amount in Rupees)

A M DAS DONATION

S/ no	Name of the Bank	KD/FD No	Date of Inv/	Date of Maturity	Rate%	Amount (Rs.)	Interest (Rs.)	Matured Value
1	SBI	31324773597	05-08-23	05-08-24	6.80%	135,952.00	9,483.00	145,435.00
2	SBI	10894402980	15-09-22	14-09-25	6.25%	22,719.00	4,125.00	26,844.00
					TOTAL-	158,671.00		

D.M.SEN DONATION

1	SBI	31798609864	05-06-23	05-06-24	6.80%	364,841.00	25,449.00	390,290.00
2	SBI	31715984287	08-01-24	08-01-25	6.80%	785,495.00	54,791.00	840,286.00
					TOTAL-	1,150,336.00		

NEW PENSION SCHEME

S/ no	Name of the Bank	KD/FD No	Date of Investment	Date of Maturity	Rate%	Amount (Rs.)	Interest (Rs.)	Matured Value
1	CANARA BANK	8569413000213/4	22-01-23	30-07-24	6.80%	7,427,161.00	802,000.00	8,229,161.00
2	CANARA BANK	8569413000215/4	22-01-23	30-07-24	6.80%	53,767.00	5,807.00	59,574.00
					TOTAL-	7,480,928.00		

COLLEGE CAUTION MONEY

(Amount in Rupees)

S/ no	Name of the Bank	KD/FD No	Date of Investment	Date of Maturity	Rate%	Amount (Rs.)	Interest (Rs.)	Matured Value
1	SBI	33397784293	31-01-22	31-01-25	5.30%	2,875,453.00	492,032.00	3,367,485.00

HOSTEL EMPLOYEE WELFARE FUND

1	SBI	30508153312	26-09-23	26-09-24	6.80%	163,976.00	11,438.00	175,414.00
---	-----	-------------	----------	----------	-------	------------	-----------	------------

SPECIAL FUND CONSULTANCY SERVICE

1	SBI	32050982046	26-09-23	26-09-24	6.80%	2,928,746.00	204,291.00	3,133,037.00
---	-----	-------------	----------	----------	-------	--------------	------------	--------------

STUDENT AID FUND

(Amount in Rupees)									
1	SBI	32050980832	26-09-23	26-09-24	6.80%	1,044,243.00	72,840.00	1,117,083.00	
2	SBI	11520066763	14-09-23	14-09-24	6.80%	192,183.00	13,405.00	205,588.00	
					TOTAL-	1,236,426.00			

S P & R CHUDHURY M FUND (SN Banerjee)

(Amount in Rupees)									
S/ no	Name of the Bank	KD/FD No	Date of Invt/	Date of Maturity	Rate%	Amount (Rs.)	Interest (Rs.)	Matured Value	
1	SBI	30589914602	09-11-23	09-11-24	6.80%	32,858.00	2,292.00	35,150.00	

Prof. D. K. PAL GOLD MEDAL

1	CANARA BANK	0186401001324/17	20-11-23	20-11-24	6.85%	333,704.00	23,453.00	357,157.00	
---	-------------	------------------	----------	----------	-------	------------	-----------	------------	--

NG and H SAHA MEMORIAL SCHOLARSHIP

(Amount in Rupees)									
S/ no	Name of the Bank	KD/FD No	Date of Invt/	Date of Maturity	Rate%	Amount (Rs.)	Interest (Rs.)	Matured Value	
1	CANARA BANK	8569401000882/11	05-11-23	05-11-24	6.90%	78,216.00	5,537.00	83,753.00	

ANIRVAN MANDAL MEMO SCHOLARSHIP

1	CANARA BANK	8569401001076/8	16-12-23	16-12-24	6.85%	746,261.00	52,448.00	798,709.00	
---	-------------	-----------------	----------	----------	-------	------------	-----------	------------	--

NIMCET, NIT DURGAPUR

1	SBI	32465428383	07-04-23	07-04-24	6.80%	2,374,406.00	165,624.00	2,540,030.00	
---	-----	-------------	----------	----------	-------	--------------	------------	--------------	--

NATIONAL INSTITUTE OF TECHNOLOGY DURGAPUR
(Corresponding to Annual Accounts 2023-24)

SCHEDULE – 23 SIGNIFICANT ACCOUNTING POLICIES
NOTES ON ACCOUNTS:

1. National Institute of Technology Durgapur is an Autonomous body. The Institute is fully financed by the Department of Higher Education, Ministry of Human Resource Development, Government of India through plan and Non-Plan Grants. The Plan Grants are used for Development of General Activities (including SC/ST) purpose whereas the Non-Plan Grants are used for meeting the day-to-day expenditure including the salaries of employees of the Institute.
2. **Financial Statements** - The Institute prepared the following Financial Statements i.e. Balance Sheet, Income & Expenditure Account and Receipt & Payment Account for the period 2023-24. The format of Accounts prepared as desired by the Ministry of Human Resource Development, Government of India in consultation with Comptroller and Auditor General India and approved by the Government of India.
3. **Accounting Concept**- The financial statement have been prepared under Historical Cost Convention unless otherwise stated and on the principle of ongoing concern method.
4. **Accounting Basis** - The account is prepared under accrual basis of accounting. Government grants and subsidies are accounted for on accrual basis if reasonable assurance obtained for its definite future receipts.
5. **Investment Accounting** - Investments are valued at Cost. Interest receivable on the fixed deposits held as investments is accounted for under accrual basis.
6. **Government Grants and Subsidies** - Government Grants / Subsidies receivable during the year under Plan head are being treated as Capital Receipts and accounting for under Corpus Fund. Government Grants / Subsidies receivable during the year under Non-Plan head are being treated as Revenue receipts and accounted for as income under the head Grants & Donations.
7. **Fixed Assets Accounting** - Fixed assets are valued at a cost of acquisition inclusive of Inward expenses and incidental, condemned and unserviceable assets are written off and in accounts as and when arise adjusted.

8. **Depreciation Accounting –**

A. Depreciation has been provided on the fixed assets procured by the Institute under Straight Line method and at the following rates –


Sl.No.	Particulars	Rate of Depreciation (p.a.)
I.	Building	2%
II.	Plant, Machineries & Equipments	5%
III.	Vehicles	10%
IV.	Furniture & Fixture	7.5%
V.	Office Equipments	7.5%
VI.	Computer Peripherals	20%
VII.	Electrical Installation	5%
VIII.	Library Books	10%
IX.	E-Journals	40%
X.	Computer Software	40%

B. While providing depreciation, the rates have been considered as specified in the MHRD Act. Depreciation is provided for the whole year on additions during the year.


9. **Provident Fund Accounting-**
The Provident Fund Account is merged with Institute's Main Account.

10. Balance of net Income/Expenditure transferred from the Income and expenditure account to Corpus Fund as per the format.


11. Previous year figures have been rearranged and regrouped wherever deemed necessary.


Joint Registrar
(Finance & Accounts)

Joint Registrar (Finance & Accounts)
National Institute of Technology
Mahatma Gandhi Avenue
Durgapur-713209 W.B. INDIA


Registrar(I/C)

REGISTRAR (I/C)
NATIONAL INSTITUTE OF TECHNOLOGY
MAHATMA GANDHI AVENUE
DURGAPUR - 713209 (W.B.)


Director

प्रो. अरविन्द चौबे / Prof. Arvind Choubey
निदेशक / Director
राष्ट्रीय प्रौद्योगिकी संस्थान दुर्गापुर
National Institute of Technology Durgapur
Durgapur-713209, India

CONTINGENT LIABILITIES – SCHEDULE 24

The following Court Cases are pending before the various Courts.

<u>SL No.</u>	<u>Court Case No.</u>	<u>Subject</u>	<u>Date of Filing</u>	<u>Authority</u>
1.	W.P.No.7359 (W) of 2004. NATIONAL INSTITUTE OF TECHNOLOGY, DURGAPUR VS BIJOY KRISHNA DAS & ORS	The Hostel/Mess employees working in various Hostels of R.E. College enjoyed revised pay scale under the Govt. of West Bengal w.e.f. 01.04.1989 vide Govt. order No. 1583(100)-Edn (U) dated 19.10.1981, w.e.f. 01.01.1996 vide order No. 148(11) – Edn(U)/IU-8/96 Pt. Dated 14.02.2000 and w.e.f. 01.01.2006 vide Memorandum Issued by the Finance Department, Govt. of West Bengal respectively. They are appointed by the respective Hostel Committee/ Central Student Welfare committee.	2004	High Court at Calcutta.
2.	W.P.No.7358 (W) of 2004. NATIONAL INSTITUTE OF TECHNOLOGY , DURGAPUR VS ANANGA MOHAN MAJHI & ORS	All the 37 applicants are engaged by the students in their respective Messes. Students pay their wages from the student fund and NIT Durgapur is not involved in their engagement and does not pay anything to these 37 applicants. The petitioners have not been appointed either by college or by Central Hostel Committee. The petitioners have been recruited by the students themselves and their salary is borne by the students.	2004	High Court at Calcutta.
3.	FMA 76 of 2020 AVERI MUKHOPADHYAY VS UOI & ORS.	The case filed by Averi Mukhopadhyay states the nonappearance of her name in the shortlist of candidates for the post of Assistant Professor inspite of possessing excellent academic background requisite for the post.	2018	High Court at Calcutta.
4.	W.P.26042 (w) 2012 SK SHAHDOT VS NITDURGAPUR.	Sk. Shahdot is seeking promotion to the post of skilled staff, pursuant to his compassionate employment in view of his qualifications.	2012	High Court at Calcutta.

5.	FMA 545 of 2013 PRABIR CHATTOPADHYAY VS NIT, DURGAPUR	Writ petition now pending in appeal filed by unsuccessful candidate in recruitment for the post of physical training instructor.	2013	High Court at Calcutta.
6.	AP 425 of 2020, AP 426 of 2020 & AP 427 of 2020 MERINT INDUSTRIAL INFRASTRUCTURE PRIVATE LIMITED VS. NIT DURGAPUR	File cases for claim of Rs. 10.38 Crores with interest 12% per annum for renovation of Hall-1, Hall-2 and Hall -5	2020	High Court at Calcutta.
7.	FMA No 22 of 2017 Tapas Ranjan Bandyopadhyay Versus NIT Durgapur	Apply for termination of Service of 2017	2017	High Court at Calcutta.